

FRIENDSHIP

№ 30

DECEMBER
2023

THE MORE WE ARE TOGETHER
THE HAPPIER WE ARE

Our school theatre

Visiting International Exhibition-Forum «Russia»

The quest «Malachite mysteries»

Sysert porcelain: fairy tales... magic... reality...



Friendship

Editor-in-chief : Elena V. Vatoropina

Photographers : Elena V. Shaburova, Elizaveta A. Pasyutina,
Olesya Kolyasnikova, Svetlana Yu. Tashlykova, Anton S.
Sharapov, Natalia S. Chelnokova

Correspondents : Maria Bushlanova, Natalia S. Chelnokova,
Elena V. Shaburova, Natalia Stepanova, Evgenia Plotnikova,
Egor Echkov, Alisa Tatarnikova, Uliana Bratchenko, Valeria
Volkova, Ksenia Lukyanova, Anastasia Trofimova

624021, Russia, Sverdlovsk region,
Sysert, Novyi District, 25
Web: школа1-сысерт.рф

<http://friendship1.ksdk.ru/>

[https://www.youtube.com/channel/
UCMnYJV3W5gMEgOY9NfUAqAA](https://www.youtube.com/channel/UCMnYJV3W5gMEgOY9NfUAqAA)

E-mail: elenavatoropina@yandex.ru



Magazine for young learners who love English and want to know it



Let's celebrate!	4
I Love my mummy very much!	4
Mother's Day	5
Russia, my motherland	7
National symbols of Russia	7
Visiting International Exhibition-Forum «Russia»	8
My native land	9
«Malachite mysteries»: Dedicated to the 145th anniversary of the birth of Pavel Bazhov, our great fellow countryman	9
Our school life	10
Hurry up to do good!	10
We are volunteers!	11
Our school theatre	12
Big help for a small friend	12
«Carbonate(d)» is the best!	13
All-the-Russia's Olympiad of schoolchildren	14
Project work	16
«Sysert Porcelain: fairy tales... magic... reality...»	16
The way you will spend the New Year will depend on how you will celebrate it	18
Discussion club	19
How to pass exams: 9 secrets	19



Let's celebrate!

I love my mummy very much!



My mum is beautiful. She is 45 years old. She has black and white hair and green eyes. Her favourite

clothes are sneakers and dresses. Her favorite food is salad, potatoes, cucumbers. Her favorite animal is fish. My mum works as a masseuse. She likes going out. Her hobbies are cooking and shopping.

My mum always supports me. She tells me that I am great! My mum is a very good person. I love her so much!

Egor Echkov, 5A




My mother's name is Lera. She is 33. She works as an administrator at the hotel. She can cook tasty meals.

My mummy is very clever, kind, and merry. She is very cool! I love her very much!

Alisa Tatarnikova, 5D

I'll tell you about my mum. Her name is Anna. She is very kind and caring. She has beautiful long hair and blue




eyes. She has three children – me, my elder brother and a sister. My mum can cook very well. Her meals are delicious.

My mum is very clever. She has two red diplomas. She works as a kindergarten supervisor. In addition to her work, she manages to keep track of everything around the house.

I love my mummy very much! I respect and appreciate her!

Roman Parfenov, 5A



My mother's name is Yulia Sergeevna. I love her very much. My mom is very beautiful.

She has black hair, green eyes, and a very pleasant voice. She works as a surgeon at a hospital in Yekaterinburg.

We make tasty cakes «charlotte» with mum on weekends. They are really delicious. My mum's favorite season is summer. In summer we go to my grandma's. We like to go to the forest and swim in the river. I love my mummy so much!

Anna Leonova, 5B



My mother's name is Yana Igorevna. She was born on the 2nd of June, 1988. She is very beautiful and kind. Her favourite color is green. Her favourite flowers are orchids.

My mother works as an economist in technical school «Rodnik». She can drive a car. She knows how to cook well.

My mother and me often travel to different places. We have already been to Sochi, St. Petersburg, Tobolsk, Turkey. Next year we are going to Dagestan. I love my mummy very much!

Taisia Bannikova, 5B



I love my mum very much. She is very nice. She is kind, beautiful, fair, and smart. My mom is a great cook. Her meals are very tasty.

My whole family loves her very much!

Lera Volkova, 5D

Let's celebrate!

I love my mummy very much!



My mother's name is Julia. She is thirty-nine years old. She is kind and sweet. She always is in a good mood.

In winter she loves skiing. She can draw and cook very well, too. She likes going for a walk. We love to spend time together with our mum.

Alisa Nikiforova, 5C



My mum's name is Lyuda. She is 39 years old. She is skinny. She's 160 centimeters tall. She has got black hair. Her hair is short.

Her eyes are blue.

She comes from the village of Nikolskoe. She likes to skate very much. Her favourite food is apples, fish, and fried chicken. My mum is beautiful. I love her so much!

Varvara Panikovskikh, 5D



My mother is beautiful, kind and athletic. She works as a teacher of the Russian language and Literature at a technical school. My mom cooks very well.

She takes my brother and me to the zoo, dolphinarium, and circus. My mom is the best!

Ulyana Bratchenko, 5C



My mother's name is Inga. She is 35 years old. She is very nice. My mum is slim.

She has got blue eyes and short hair. Her favorite clothes are dresses and blouses. Her favourite colour is red. Her favourite food is fruits and vegetables. Her favorite animal is a cat.

She likes growing flowers, but she hates skiing. Her hobbies are sewing and drawing. She can cook and dance well.

My mum wants me to study well and helps me with this. I love my mummy!

Taisia Kolyasnikova, 5D



My mum's name is Alena. She is fifty-two. She is a very kind person. She can cook

many meals: porridges, pancakes, omelets, etc. In winter we go outside and play snowballs. Every day my mum goes outside and clean our yard from snow. In summer, she works in our greenhouse. She grows tomatoes, cucumbers, onions and other vegetables.

My mother's hobby is knitting. My mum is a very hard-working person. I love her very much!

Arseniy Plotnikov, 5A



Hello! This is my mum. Her name is Dasha. She is 37. She works as a teacher at an art school. She likes to draw and

does it professionally. My mother is very kind, affectionate, and caring. She cooks very well. We always play jokes and laugh with her. I love my mummy very much!

Konstantin Shamshurov, 5C

Let's celebrate!



Mother's Day is the international festival in honor of mothers.



In different countries, this day falls on different dates. In Russia, Mother's Day is celebrated annually on the last Sunday of November. Mother's Day is celebrated across the world, in more than 50 countries, though not all countries celebrate it on the same day.

The purpose of the holiday - to maintain the tradition of careful attitude to the woman, to consolidate the foundations of the family, to emphasize the importance in our life is the main human - Mother. On this day, all mothers are congratulated and given gifts, flowers, and cards.



On November 24, the celebratory concert dedicated to Mother's Day gathered young artists of our school. They sang, played musical instruments, danced and recited poems.



All the artists expressed their love to the dearest mothers as well as their fiction, imagination, and creativity. The audience was delighted with the performance!



Russia, my motherland

National symbols of Russia

The Russian Federation has several official national symbols including a historical document, a flag, an emblem, a national anthem.



The **national flag of the Russian Federation** is a tricolor of three equal horizontal fields: white on the top, blue in the middle, and red on the bottom. It was first raised in 1696, as an ensign for merchant ships under the Tsardom of Russia.



The **coat of arms of Russia** derives from the earlier coat of arms of the Russian Empire. Though modified more than once since the reign of Ivan III (1462–1505), the current coat of arms is directly derived from its medieval original, with the double-headed eagle having Byzantine and earlier antecedents. The general tincture corresponds to the fifteenth-century standard.

The «**State Anthem of the Russian Federation**» is the national anthem of Russia. It uses the same melody as the «State Anthem of the Soviet Union», composed by Alexander Alexandrov, and new lyrics by Sergej Mikhalkov.



Russia, my motherland




Visiting International Exhibition-Forum «Russia»



On November 22, the students of our school Ksenia Lukyanova, 7C, and Zlata Zaspanova, 8B, visited the International Exhibition-Forum «Russia» in Moscow! Ksenia and Zlata are the activists of the youth organization «Movement of the First».

On December 22, Olga Evgenievna Zaspanova, a teacher of our school, visited the Exhibition-Forum «Russia» together with the delegation of the Sverdlovsk region.



International Exhibition and Forum «Russia» opened at VDNKh in Moscow on November 4, 2023, and will run 161 days until April 12, 2024, from National Unity Day to Cosmonautics Day. For the first time in Russia's recent history, its national achievements are presented in a comprehensible visual form at one venue.

The exhibition features 31 expositions, including stands of all 89 regions, government agencies, state corporations, large companies, and public associations. Here you can learn about all the achievements of the country, get acquainted with modern technological developments and scientific discoveries.

At the exhibition, everyone can feel that they are part of a huge multinational Great Country! Eight halls are dedicated to the achievements and power of Russia. «A dream is an engine of the progress, the beginning of something new, interesting and unforgettable», - that is exactly what Zlata came to believe after visiting the forum.



The Russia youth **Movement of the First** provided our students with a unique opportunity to visit the most incredible and grandiose exhibition in the capital of our motherland.

The Russia youth movement gives children the opportunity to participate in contests, promotions, meet new friends and realize themselves in any of the 12 directions.

Elena V. Shaburova

The **Movement of the First** is a youth movement in Russia, created in 2022, at the initiative of the country's leadership to educate, organize leisure activities for teenagers and form a worldview «based on traditional Russian spiritual and moral goals». Branches of the movement are opened in every municipality of Russia, and primary cells of the movement can be

created in each school. The bill on the creation of the movement was submitted to the State Duma on the day of the 100th anniversary of the Young Pioneers. They are accepted into the organization from the age of six, and it is possible to stay in it until graduation from school or college.

Dedicated to the 145th anniversary of the birth of Pavel Bazhov, our great fellow countryman

On November 11, students from five schools of Sysert took part in the quest «Malachite mysteries».

The guys visited the Sysert Library, the Local History Museum, Pavel Bazhov's Memorial House-Museum, the House of Crafts «Zhivinka v dele». They participated in quizzes, solved riddles, and took part in sports events. Everyone enjoyed that fun and informative event!

КВЕСТ
Малахитовые тайны

Уважаемые участники, для каждой команды разработан индивидуальный маршрут. Не стоит выстраивать путь самостоятельно. Двигайтесь по маршруту в последовательности, указанной справа.

Партнеры проекта

Друзья, вы получите приз на финише, если на каждой точке квеста примите участие в интерактивах от партнеров (за это вам поставит печать волонтер) и решите задания квеста (нужно собрать из ответов фразу и вписать снизу).
Счастливого пути!

Старт: МАДУ СОШ №1

- 1 Дом-музей П.П. Бажова (ул. Волгодарского, 16)
- 2 Туристско-информационный центр (ул. Быхова, 51)
- 3 Краеведческий музей (ул. Быхова, 56)
- 4 Дом ремесел "Живинка в деле" (ул. Комюны, 7)
- 5 Библиотека (ул. Красноварейская 44)
- 6 Спортивные игры (МАДУ СОШ №1)

Финиш: МАДУ СОШ №1

Название команды: _____

Появились вопросы?
Звоните: 8(912)278-23-60



Hurry up to do good!



On November 28, the results of the «DOBROfest-2023» Social Project Contest were summed up. The students from the 7th grades took part in the contest. 19 projects have been developed and implemented!

The team «Minions», 7B – Ksenia Lukyanova, Taisiya Klyuchnikova, Svyatoslav Stupkin, Timofey Simbirtsev, Polina Komleva, Taisiya Chukavina – visited the kindergarten «Teremok». They painted the playground, showed the children an entertainment program, and presented them coloring books.

The team «Gossips», 7B – Vika Stolbikova, Katya Kotova, Misha Babanin, Polina Bakovkina, Varya Tsipileva – they organized collecting toys in order to take them to the kindergarten and to the church.

The team «Crew-X», 7A – Zlata Kalsina, Milana Plaksina, Aleksey Podkorytov, Zakhar Kolesnikov – held the lesson for kids «Rules of the road». They told rhymes, riddles, answered all the kids' questions, as well as printed coloring books for children.

The team «Only We», 7C – Maria Kadnikova, Marina Malykh – bought about 30 kg of salt, took a hand-held icebreaker and a shovel, found the most slippery places, sprinkled and removed the ice.

Ksenia Lukyanova, 7C

We are volunteers!



Volunteer Day in Russia is celebrated on December, 5.

It was officially established by President Vladimir Putin in 2017 to highlight the contribution of volunteers to their communities and to en-

courage further development of the volunteer movement in Russia.

Volunteers are people who freely give time and labor for community service.

The development of the volunteer movement in present-day Russia began after the collapse of the Soviet Union and gained momentum in the 2000s, due in no small part to a system of state grants for non-profit organizations, including volunteer organiza-

tions, that was introduced in 2006.

The inaugural Russian Volunteer Day was celebrated in 2018, which was officially declared the Year of the Volunteer in Russia.



Our volunteers often help the school librarian Anastasia Borisovna. Recently, they were preparing textbooks for Primary school students.



Our schoolmates from different classes always support school actions. The guys write warm letters, collect parcels for our defenders.



We thank our schoolmates, their parents and teachers for their kind hearts, activity, and response in a very important matter!

We are together – and that's the main thing! We love and appreciate our volunteers!

*Natalia Stepanova,
Evgenia Plotnikova, 9A*

School life



Our school theatre



On November 30, the small artists from our school puppet theatre showed their performance «Friends know each other in trouble». The audience was students of the 2nd and 3rd grades.

What is the fairy tale about? It is about the eternal – about good and evil, about friendship that can defeat evil and that only true friends will be near you to help in difficult times. It is very important to show children examples of friendship, truthfulness, responsiveness, courage, and resourcefulness.

Puppet theater is one of the most favorite spectacles for children. It attracts them with its brightness, colorfulness, dynamics and gives a lot of pleasure and joy.

Emotional feelings, child's

activity and involvement into the creative process enrich the child's experience. Special attention to play activities within drama allows teacher to make the process of entering a child into the world of culture fascinating and adequate to the age peculiarities of younger school students.

Graduates of Larisa Afonasyevna remember their performances in the puppet theater with love and warmth. Thank you very much, Larisa Afonasyevna!

Big help for a small friend



On the eve of the new year, our school hosted a charity event to collect food for homeless animals - "Big help for a small friend". This year we decided not only to collect food, but also to visit the local shelter "Mishutka" and take a walk with the dogs.

Throughout the week, many classes actively collected food for cats and dogs, as well as various cereals and toys.

On December 24, the students of the 6A and 4B classes together with their parents visited the shelter. We gave sweets to the dogs and went for a walk with them. Our trip turned out to be very emotional! The children and their parents were satisfied, and the inhabitants of the shelter were happy for such kind and cheerful guests.

Natalia S. Chelnokova





UNILAB is a Ural scientific research laboratory where students are taught soft skills and prepared for both Olympiads and exams. I have been in the project since 2023, and I have already been on one full-time shift in the fall (20.09 - 03.10). I got there by shooting a video on the topic «What do I want to achieve in 5 years?» and passing several tests. Schoolchildren can participate in the project for two years, starting from the 9th grade, in three profiles: chemistry, physics and social studies.

During the first shift, we had a lot of interesting events, in particular debates, where careful preparation was needed. Every day, 3-5 two-hour classes took place, including mathematics, a specialized subject, the Russian language, psychological trainings and physical education. Classes were very interesting and exciting. In chemistry classes we

even conducted experiments that will not be shown to you at school. There were entertaining creative events where we needed to use our imagination and show solidarity with the team.

In addition to face-to-face shifts, we study a lot remotely and hold events that develop our team.

I am very glad that I got into this project, because it gives me a lot of opportunities, experience and knowledge. I was able to meet many guys from different cities who raise the motivation to develop myself. I've literally become a new person. Once you get to UNILAB, you won't leave it.

Registration for participation in the project begins on January 15, 2024. Maybe the project is designed specifically for you!

Maria Bushlanova, 9D

«Carbonate(d)» is the best!

On December 14, the students of our school took part in the career guidance event of the UniLab project. In order to get to the event, the students had to shoot a video on the topic: «What is the recipe for your dream team?» They did a great job with it. 15 teams from different schools of the Sysert GO participated in the event.

The debate consisted of several rounds. Various conflict situations were presented. It was a great training session for solving controversial issues.

According to the results of the competition, the team of our school «Carbonate(d)» took the 1st place. The organizers handed the winners commemorative T-shirts and gave them 5 additional points for admission to the UniLab project.

The team «Carbonate(d)» was presented by: Alisa Lisochenko, Daria Yakunina, 8A, Inessa Khramtsova, Elizaveta Malysheva, and Fedor Kormishin, 8B.


The mentors of the team were the students of our school, who are already active participants of the UniLab project: Artem Vokorchuk and Maria Bushlanova, 9D.



We are proud of our brilliant students!

Our achievements

All-the-Russia's Olympiad of schoolchildren



We are proud
of our
brilliant
students!



Our achievements

All-the-Russia's Olympiad of schoolchildren



Our schoolmates, the winners of the municipal stage of All-the-Russia's Olympiad in different school subjects:

**Kormishin Fyodor, 8C
Tsipileva Varvara, 7B
Bushlanova Maria, 9D
Porunova Sofia, 8B
Komleva Polina, 7C**



We congratulate our schoolmates and their teachers on the great victory and wish them every success and great achievements!

Sysert Porcelain: fairy tales... magic... reality...



We live in the Ural. Our land is rich in iron ore and coal, natural gas and oil, gold and semi-precious stones and other natural resources.

Our famous countrymen glorified our region and Russia all over the world – Pavel Bazhov, a writer, the author of a collection of fairy tales based on Ural folklore; Alexander Popov, the inventor of radio; Igor Kurchatov, a scientist and nuclear physicist; Mikhail Kalashnikov, an engineer and developer of the AK-47 assault rifle.

We live in a small but very beautiful town. There are many interesting places in Sysert. We'll tell you about one of them – Sysert Porcelain Plant. The products of the plant (tea and coffee sets, vases, jewelry boxes, toys, etc.) are loved by customers for their quality and beauty. They have a great popularity, both in Russia and abroad.

Sysert is famous for its natural attractions. Many tourists come to our native town to take a walk in the parks and forests. We like to walk in the «Bazhov's Places» Natural Park and near the Talkov Stone Lake. It is wonderful there!

One of the main attractions of our town is Sysert Porcelain Plant. Excursions and master classes for tourists are often held there. Everyone can paint their own unique piece of porcelain. There is a shop near the plant. You can buy wonderful Sysert souvenirs there. Handmade porcelain products are very popular among the tourists and are sold in different cities of Russia and abroad.

Local ceramic production has long existed in Sysert. The clay was mined on the banks of the Sysert River and along the banks of the plant pond. In the XIX century, one of the first workshops, «Goncharka», appeared. Pots, krynki and other ceramic utensils were


bought by residents of all the surrounding villages.

In the pre-war and post-war years, dishes, sculptures, and toys were produced there. In 1953, Sysert ceramists began casting small porcelain objects and sculptures using local colored and white clays. Since that time, the production of porcelain has become the main specialization of the Sysert ceramic plant. They produce dishes, sculptures, toys, and dolls.

Sysert Porcelain Plant was founded in 1960. In 1970, the plant found its own unique style – painting household utensils and folk Ural house painting.

The founders of artistic porcelain in Sysert were ceramic artist Nikolai Sergeevich Inozemtsev and Nikolai Fedotovitch Malyshev. They came to Sysert and began working at the plant in 1963. They worked at the plant for almost 40 years.





*Nikolai Sergeevich
Inozemtsev*



*Nikolai Fedotovych
Malyshev*

Flower», «Silver Hoof», «The Malachite Casket», «The Dancing Fire Maid», «The Blue Snake», «The Great Serpent» and others.

The Mistress of the Copper Mountain is a beautiful young woman with green eyes and dark hair. She is magnificent and magical, powerful and wise, fair and cunning. The factory worker Stepan (from «The Mistress of the Copper Mountain») and Danilo-the-craftsman (from «The Stone Flower») are hard-working, smart and bright. Daryonka (from «Silver Hoof») is kind and just, merry and trustful. The Dancing Fire Maid is merry and generous.

When we look at them, it seems to us that we read wonderful fairy tales of our great fellow countryman.

In 1964 Nicolai Inozemtsev created his first tea set. It was called «Small Bells». Nicolai Malyshev made beautiful sculptures of the Bazov's heroes. One of them is Silver Hoof.

Since 1964, the plant's assortment has expanded significantly, the artistic level of products has increased, shapes and decor have become more complex and varied. Today, Sysert Porcelain Plant maintains and develops the best traditions of folk art of the Urals of the XIX-XX centuries.

An outstanding Russian writer Pavel Bazhov became the art inspirer of the plant. «Mistress of the Copper Mountain», «Danila Master», «Golden hair» and others in a series of sculptures were made on the basis of his fairy tales.

We can see many heroes from the books written by famous Ural storyteller: «The Mistress of the Copper Mountain», «The Stone



We love and are proud of our native land and its craftsmen who create such wonderful products. They turn magic into reality!



Project work

The way you will spend the New Year
will depend on how you will celebrate it



How to pass exams: 9 secrets



Exams are always stressful.... How to overcome this difficult period with the least «loss» for mental and physical health?

Act like a rat

It is tempting to sit at your notebook all the night, but your body sends you to sleep. It is during sleep that information is memorized. In experiments on rats, scientists have shown that during slow-wave sleep in the brain are excited by the same groups of neurons as during training, which the rats were engaged in the day before. That is, to better memorize the Pythagorean theorem, it is best to do like a rat - go to bed early. The brain in your sleep will scroll through everything it knows about the theorem once again and then lead you to success on the exam.

Scientists conducted experiments not on rats, but on students, and confirmed that sitting on tasks all night long is a bad idea. The side effects of a sleepless night manifest themselves in the form of delayed reaction time and a tendency to make mistakes everywhere.

Food for thought

Proper nutrition during the pre-exam and exam periods will not only help you prepare more successfully, but also keep you healthy.

Breakfast should include fiber and protein. For lunch and dinner it is useful to eat foods containing B vitamins and iron.

Snacking is a guarantee of effective brain function. The child should completely refuse fast food, and preference should be given to nuts, fruits and other healthy foods.

In addition, for the active work of the brain requires a lot of fluids, so on the desktop should keep a bottle of water or a cup with green tea.

Digital detox

Limit the time you spend on social media or watching TV shows.

Go on a «digital detox» or minimize your time on your favorite resources by limiting it to, for example, 10-20 minutes a day. Turn off notifications, log out of Telegram and focus on your studies: the more you are distracted, the more time you will need to study the material.

You can even try to make a rule for yourself: go to social media only in the evening, when all business is done, or in the morning, but not more than once or twice a day. If you fail to do something - to read an important rule, to sort out a difficult task - it is better not to pick up your phone or laptop at all. Otherwise there is a great risk of «hanging up» there.

One head is good and two heads are better, especially if your classmates did well in school and set an example for the rest of the class. Studying with friends can be much more fun than repeating material alone. You can discuss difficult questions, check each other's assignments and help to recall theory together. This will allow you to better assimilate information and consolidate knowledge.

Wake up your Picasso

According to research by scientists from the University of Waterloo (Canada), drawing is the most effective way of memorization, ahead of writing. The whole point is that this process allows you to directly create easily accessible mental images of objects. You can use colored felt-tip pens and pens to create visual «cues» that allow you to highlight important points.

25 minutes - 25 opportunities

You may be familiar with the 25-minute study strategy. It is one of the great ways to study for exams. You can think of it as a time management technique where you control your concentration time to study or work for 25 minutes and take a 5-minute break. It is also recognized as one of the best ways to increase productivity for those who want to get things done quickly and efficiently.

Sky-high self-esteem

Low self-esteem can hinder a person in an exam, writes Sian Baylock. A good way to boost it is to remember your positive qualities right in front of the classroom door. As you recall undeniable virtues such as «I was in a room of fear and I wasn't scared», your self-esteem rises, your anxiety is relieved, and your intellectual abilities improve at the same time.

Achilles Heel

If you don't have enough time to prepare for your studies, one of the top exam preparation tips is to address your weaknesses. You can create a study plan that focuses specifically on these weaknesses to save you time and energy.

Work hard

A great exam preparation tip is to focus as much as possible in class, which maximizes your study time. Try to take notes and actively listen to what the teachers are saying. In addition, class discussions and activities allow you to get immediate feedback from the teacher and classmates.

Anastasia Trofimova. 11A



Happy New Year!
May all your dreams come true!