

ФГОС

Разработано в соответствии
с Федеральным государственным
образовательным стандартом
начального общего образования

*Начальное
общее образование*



Т.Е. ТИХОНОВА

АНГЛИЙСКИЙ ЯЗЫК

**УНИВЕРСАЛЬНАЯ ПОДГОТОВКА
К ИТОВОЙ АТТЕСТАЦИИ**

**ЧТЕНИЕ
ПИСЬМО
ЛЕКСИКА
ГРАММАТИКА
АУДИРОВАНИЕ**



4

Т. Е. Тихонова

АНГЛИЙСКИЙ ЯЗЫК

4-й КЛАСС

УНИВЕРСАЛЬНАЯ ПОДГОТОВКА К ИТОГОВОЙ АТТЕСТАЦИИ

ЧТЕНИЕ ♦ ПИСЬМО
ЛЕКСИКА ♦ ГРАММАТИКА
АУДИРОВАНИЕ

Учебно-методическое пособие



ЛЕГИОН
Ростов-на-Дону
2014

ББК 81.2Англ
Т46

Рецензент:

А. С. Юрин, учитель высшей категории МОБУ СОШ №9
с углублённым изучением английского языка г. Таганрога

Английский язык. 4-й класс. Универсальная подготовка к итоговой аттестации: чтение, письмо, лексика, грамматика, аудирование: учебно-методическое пособие / Т. Е. Тихонова. — Ростов н/Д : Легион, 2014. — 224 с. — (Начальное общее образование.)

ISBN 978-5-9966-0492-0

Предлагаемое пособие предназначено для подготовки к аттестации за курс начальной школы по английскому языку. Книга включает все разделы этого мини-экзамена: **чтение, письмо, лексика, грамматика, аудирование**. В будущем, уже на более продвинутом уровне, с этими же блоками заданий школьнику предстоит встретиться на ГИА, а затем на ЕГЭ. Поэтому тренировка в 4-м классе полезна как для подготовки к ближайшей аттестации и отработки языковых компетенций, так и на перспективу – для адаптации к форме и идеологии итоговых экзаменационных работ.

Каждый раздел, кроме собственно тренировочных заданий и упражнений с ключами, содержит теоретический материал, памятки, пошаговые пояснения. Материал сопровождается иллюстрациями, что делает книгу лёгкой для восприятия обучающимися начальной школы.

Пособие адресовано ученикам 3-4 классов общеобразовательных учреждений, в том числе и школ с углублённым изучением английского языка, учителям, методистам. Книга составляет комплект с пособием «**Английский язык. 4 класс. Универсальная подготовка к итоговой аттестации. 20 тренировочных тестов, тренинг по устной речи**», но может быть использована и самостоятельно.

ББК 81.2Англ

СОДЕРЖАНИЕ

Раздел	Теория	Практика	Стр.
1. Чтение			9
	1. Памятка «Правила чтения»	✓ Упражнение на работу с памяткой	10
	2. Памятка «Как читать быстро. Как экономить своё время». Методика «ЧТО делать – КАК делать»		12
	3. Пошаговое пояснение к выполнению каждого задания	Блок 1 БАЗОВЫЙ УРОВЕНЬ ✓ 24 тренировочных задания на внимание, логику и проверку языковых навыков с помощью приёмов визуализации	14
		Блок 2 БАЗОВЫЙ УРОВЕНЬ ✓ 8 текстов на чтение (к каждому тексту по 2 базовых тренировочных задания – на логику и на проверку языковых навыков)	31
		ПОВЫШЕННЫЙ УРОВЕНЬ ✓ 7 текстов на чтение (к каждому тексту по 7 тренировочных заданий всех типов (7-е упражнение – дополнительное, может использоваться как разминка или мозговой штурм)	48

Раздел	Теория	Практика	Стр.
2. Письмо			81
	1. Памятка «Правила написания письма личного характера». Примеры	✓ 2 упражнения на работу с памяткой	82
	2. Пошаговое пояснение к выполнению каждого задания	Включает 2 основных типа заданий. БАЗОВЫЙ УРОВЕНЬ ✓ 10 тренировочных заданий ПОВЫШЕННЫЙ УРОВЕНЬ ✓ 10 тренировочных заданий	86
3. Лексика			
	1. Тематический словарь имён прилагательных с переводом (базовые содержательные разделы). Необходимый лексический минимум для учеников 4-го класса, оформленный в виде памяток	✓ 16 развивающих упражнений различного характера, направленных на совершенствование навыков употребления лексических единиц в устной и письменной английской речи	104
	2. Пошаговое пояснение к выполнению каждого задания	✓ 50 упражнений на проверку навыков употребления лексических единиц в речи	120
4. Грамматика			
	Правила, таблицы и памятки к базовым грамматическим темам начальной школы: 1. Памятка «Способы образования форм множественного числа существительных»	Упражнения по работе с памятками: ✓ Упражнение на способы образования множественного числа существительных	137

Раздел	Теория	Практика	Стр.
	2. Памятка «Способы образования степеней сравнения прилагательных»	✓ Упражнение на образование сравнительной и превосходной степеней прилагательных	143
	3. Памятка «Рифмующиеся неправильные глаголы». Методика быстрого запоминания и употребления глаголов в речи «Учу глаголы стишками»	✓ 6 упражнений на запоминание и тренировку рифмующихся неправильных глаголов	147
	4. Памятка «Использование времён в английской речи». Пошаговое пояснение к выполнению каждого задания	БАЗОВЫЙ УРОВЕНЬ ✓ 20 тренинговых заданий на использование времён в английской речи	155
		ПОВЫШЕННЫЙ УРОВЕНЬ ✓ 24 тренинговых задания на использование времён в английской речи	164
5. Аудирование	Тексты для раздела «Аудирование» представлены в Приложении 1		
	Пошаговое пояснение к выполнению каждого задания	Включает 2 основных типа заданий. БАЗОВЫЙ УРОВЕНЬ ✓ 20 тренинговых заданий ПОВЫШЕННЫЙ УРОВЕНЬ ✓ 20 тренинговых заданий	176 – 189
Приложение.	Тексты к разделу № 5 «Аудирование».		190
Ключи			201
Литература			217

ВВЕДЕНИЕ

Пособие для подготовки выпускников начальной школы **«Английский язык. 4 класс. Универсальная подготовка к итоговой аттестации: чтение, письмо, лексика, грамматика, аудирование»** ориентировано на общеобразовательные учреждения, гимназии, лицеи и школы с углублённым изучением английского языка. Данное пособие составлено таким образом, что целесообразно начинать его использование уже со второго полугодия 3-го класса (задания базового уровня). Это предоставит учителям больше возможностей при системной, последовательной и целенаправленной подготовке учеников к экзамену. Пособие включает в себя:

- ✓ краткий теоретический материал и специально разработанные памятки для каждого вида речевой деятельности;
- ✓ памятки для формирования навыков выполнения каждого экзаменационного задания за максимально короткий промежуток времени;
- ✓ пошаговое пояснение к заданиям: КАК выполнять — ЧТО делать — КАК проверить себя;
- ✓ тренинговые упражнения базового и повышенного уровней на все виды речевой деятельности: говорение, аудирование, чтение, письмо, грамматика, лексика;
- ✓ ключи к упражнениям и тренировочным вариантам.

Содержание раздела № 1 «Чтение» предоставлено текстами художественного и лингвострановедческого направления, что способствует развитию воображения и познавательного мышления школьников, а также даёт дополнительное представление о социальной, бытовой и исторической сферах жизни людей из самых разных

стран. Раздел знакомит школьников с основными целями и видами чтения, тренирует внимание и логику ребёнка, а также совершенствует языковые навыки с помощью различных приёмов, в том числе визуализации.

Содержание раздела № 2 «Письмо» посвящено этикету написания письма личного характера, представлены правила оформления и структура письма, при формулировке заданий учитывается базовый словарный запас выпускников начальной школы.

Содержание раздела № 3 «Лексика» позволяет активизировать более 600 лексических единиц обязательного лексического минимума школьников 3–4 классов. Данный раздел основан преимущественно на энциклопедическом материале, что служит не только тренировке, запоминанию и совершенствованию навыков употребления лексических единиц в речи, но и является доступным и увлекательным введением в мир естествознания для детей младшего школьного возраста. Раздел охватывает все основные области науки: разработанные задания повествуют о нашей планете, о Мировом океане, о погоде, климате и природных явлениях, о многообразии космоса и достижениях науки и техники. Этот раздел удовлетворит интерес самых любознательных школьников.

Содержание раздела № 4 «Грамматика» основано на базовом грамматическом материале для 3–4-х классов: употреблении единственного и множественного числа имён существительных и степеней сравнения имён прилагательных в речи, методике максимально быстрого запоминания и использования неправильных глаголов при образовании всех времён группы “Present”, а также Past Indefinite (Simple).

Содержание раздела № 5 «Аудирование» включает два основных типа заданий и основано на системной тренировке понимания воспринимаемой на слух речи. Владение аудированием даёт возможность реализовать воспитательные, образовательные и развивающие цели в обучении младших школьников. Оно позволяет научить внимательно вслушиваться в звучащую речь, формировать

умение превосхищать смысловое содержание высказывания и таким образом воспитывать культуру слушания не только на иностранном, но и на родном языке. Тексты для раздела «Аудирование» представлены в приложении.

Специально разработанные задания каждого блока обеспечивают системное закрепление и совершенствование навыков устной и письменной английской речи, что окажет неоценимую помощь в подготовке как к письменной, так и устной части экзамена. Данное пособие может также использоваться учениками и их родителями при самостоятельной подготовке к итоговой аттестации по английскому языку.

Замечания и предложения, касающиеся данной книги, можно присылать по электронной почте: legionrus@legionrus.com или обычной почтой.

Обсудить пособие, оставить замечания и предложения можно на официальном форуме издательства <http://legion-posobiya.livejournal.com>

РАЗДЕЛ 1. ЧТЕНИЕ

Правила чтения. Работа с памяткой

Как читать правильно?
Это зависит от того, что
и зачем я читаю

Чтобы быстро
просмотреть
текст

Чтобы извлечь
необходимую
информацию

**ЗАЧЕМ
МЫ ЧИТАЕМ?**

Чтобы выполнять
упражнения к тексту

Для удовольствия

Чтобы полностью
понять текст

Памятка

ПРАВИЛО №1

Чтобы извлечь
необходимую
информацию

1. Я не читаю текст полностью.
2. Я ищу то, что меня интересует: имя, телефонный номер, название города или адрес, заголовок газеты и т.д.

ПРАВИЛО №2

Чтобы быстро
просмотреть текст

Я быстро просматриваю текст, чтобы понять основную идею.
Пример: я пролистываю книгу в магазине.

ПРАВИЛО №3

Для удовольствия

Пример: домашнее чтение (стихи и рассказы, повести и романы).

ПРАВИЛО №4

Чтобы полностью
понять текст

Я читаю очень внимательно, чтобы понять каждое слово.
Пример: важные сообщения, документы, деловая переписка.

ПРАВИЛО №5

Чтобы выполнять
упражнения к тексту

Я читаю, чтобы выучить иностранный язык, знать, как правильно используются иностранные слова и грамматические структуры в тексте и иностранной речи.

Задание 1

Зачем и как
я читаю

Составь свою памятку. Закончи правила по памяти. Проверь себя.

ПРАВИЛО №1

Чтобы извлечь
необходимую
информацию

1. _____
2. _____
- _____
- _____

ПРАВИЛО №2

Чтобы быстро
просмотреть текст

Пример: _____

ПРАВИЛО №3

Для удовольствия

Пример: _____

ПРАВИЛО №4

Чтобы полностью
понять текст

Пример: _____

ПРАВИЛО №5

Чтобы выполнять
упражнения к тексту

Памятка

Что делать?

**Как читать
быстро?
Как экономить
своё время?**

Как делать?

Задание 1

Прочитай текст. Выбери правильное окончание предложений согласно информации из текста. Отметь галочкой правильный ответ.

Задание 2

Прочитай текст. Выбери правильный ответ на вопрос согласно информации из текста. Отметь галочкой правильный ответ.

Задание 3

Прочитай текст. Выбери правильное по смыслу предложение согласно тексту. Отметь галочкой правильный ответ.

1. Читаю текст целиком.
 2. Определяю основную идею текста.
 3. Читаю вопрос и даю на него ответ, не глядя в варианты ответов.
 4. Нахожу это место в тексте и читаю этот отрывок ещё раз.
 5. Читаю варианты ответов и выбираю наиболее соответствующий тексту.
 6. Читаю текст ещё раз, чтобы проверить себя.
1. Читаю текст, чтобы понять основную идею.
 2. Внимательно читаю вопросы или утверждения и выделяю наиболее важные слова.
 3. Нахожу соответствующий абзац в тексте и выделяю значимые слова.
 4. Определяю, выражают ли эти слова в утверждениях (вопросах) и тексте одну и ту же мысль.

Задание 4

Прочитай текст. Расставь предложения в логическом порядке.

1. Внимательно читаю каждое предложение.
2. Выделяю местоимения, союзы и связующие слова: one day / suddenly / in the end / firstly/then/moreover, чтобы определить порядок событий.
3. Ищу первое предложение.
4. Ищу последнее предложение.
5. Определяю возможный порядок предложений и ставлю нумерацию.
6. Перечитываю предложения в правильном порядке.
7. Проверяю себя по тексту.

Задание 5

Прочитай вопросы. Прочитай текст. Ответь на вопросы. Запиши ответы рядом с вопросами. Используй не более четырёх слов в каждом ответе. НЕ ПИШИ ПОЛНЫЙ ОТВЕТ.

1. Внимательно читаю вопрос.
2. Определяю важные в смысловом отношении слова и выделяю их.
3. Нахожу соответствующий абзац текста.
4. Выделяю наиболее значимые слова и выражения в этой части текста.
5. Определяю, выражают ли эти слова в утверждениях (вопросах) и тексте одну и ту же мысль.
6. Записываю ответ в двух или трёх словах.

ТРЕНИНГОВЫЕ ЗАДАНИЯ К РАЗДЕЛУ «ЧТЕНИЕ»

БЛОК 1

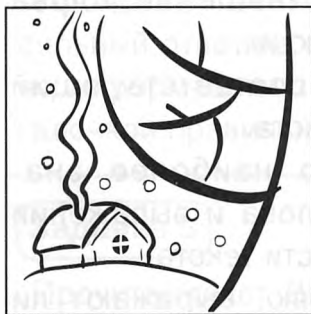
БАЗОВЫЙ УРОВЕНЬ

Посмотри на картинки. Прочитай предложения 1–4 и определи, какая картинка подходит к каждому из них. Впиши нужную букву над картинкой рядом с номером.
ВНИМАНИЕ! Одна картинка лишняя.

№ 1 What season is it?

- a) It's summer.
- b) It's autumn.
- c) It's winter.
- d) It's spring.

1 _____



2 _____



3 _____



4 _____



5 _____



№ 2 What holiday is it?

- a) It's New Year.
- b) It's the 8th of March.
- c) It's Victory Day.
- d) It's the 1st of September.


1 _____



2 _____



3 _____



4 _____




5 _____




№ 3 Which animal has...?

- a) a long neck.
- b) black and white body.
- c) long trunk.
- d) fluffy tail.

1 _____




2 _____




3 _____



4 _____




5 _____



№ 4 Where do they live?

- a) In the north.
- b) At home.
- c) In the Jungle.
- d) In the sea.

1 _____



2 _____



3 _____



4 _____



5 _____



№ 5 What are these people doing?

- a) They are reading a newspaper.
- b) They are walking in the park.
- c) They are helping old people.
- d) They are fixing a car.

1 _____



2 _____



3 _____



4 _____



5 _____



№ 6 What food is in the menu today?

- a) Happy Meal.
- b) Vegetarian food.
- c) Sweeties.
- d) Healthy food.


1 _____



2 _____



3 _____



4 _____




5 _____



№ 7 Where are the buildings situated?

- a) The park is opposite the square.
- b) The bank is near the shop.
- c) The theatre is in the centre of the city.
- d) The school is behind the park.

1 _____



2 _____



3 _____



4 _____



5 _____



№ 8 What is the capital of...?

- a) Great Britain.
- b) France.
- c) United States of America.
- d) Beijing.

1 _____



2 _____



3 _____



4 _____




5 _____



№ 9 What are the children doing?

- a) They are playing badminton.
- b) They are swimming.
- c) They are riding.
- d) They are boating.

1 _____



2 _____



3 _____



4 _____



5 _____




№ 10 What winter sports are most popular?

- a) Snowboarding.
- b) Skiing.
- c) Skating.
- d) Ice hockey.

1 _____



2 _____




3 _____



4 _____



5 _____



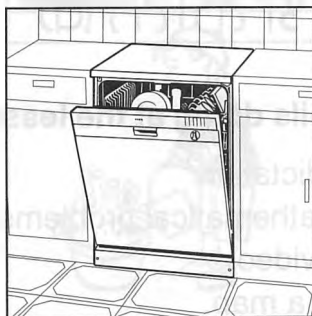
№ 11 What can we see in the kitchen?

- a) Frying pans.
- b) Blender.
- c) Dishwasher.
- d) Refrigerator.

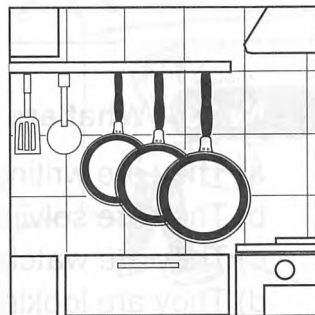
1 ____



2 ____



3 ____



4 ____



5 ____



№ 12 What are people drinking in a cafe?

- a) Tea with lemon.
- b) Coffee with milk.
- c) Orange juice.
- d) Cocktail.

1 ____



2 ____



3



4



5



№ 13 What are pupils doing at the lessons?

- They are writing a dictation.
- They are solving mathematical problems.
- They are watching video.
- They are looking at a map.

1



2



3



4



5



№ 14 How can children help their parents about the house?

- a) They can wash the floors.
- b) They can water the flowers.
- c) They can iron.
- d) They can vacuum the carpets.

1 _____



2 _____




3 _____



4 _____



5 _____



№ 15 What are people doing in a shopping centre?

- a) They are trying the clothes on.
- b) They are choosing a present.
- c) They are watching a film.
- d) They are having a snack.

1 _____



2 _____



3 _____



4 _____



5 _____



№ 16 What can children do at the summer camp?

- a) They can go to the mountains.
- b) They can pick berries in the wood.
- c) They can play football.
- d) They can sleep in sleeping bags.

1 _____



2 _____



3 _____



4 _____



5 _____



№ 17 What are children doing at the hospital?

- a) They are taking pills.
- b) They are talking to a doctor.
- c) They are waiting for their parents.
- d) They are visiting their sick friend.

1 _____



2 _____



3 _____



4 _____



5 _____



№ 18 What are these people doing at the post office?

- a) They are opening a parcel.
- b) They are talking to a postman.
- c) They are talking on the phone.
- d) They are writing a letter.

1 ____



2 ____



3 ____



4 ____



5 ____


№ 19 What can we see at school?

- a) Gym.
- b) Library.
- c) Assembly hall.
- d) Teacher's room.

1 ____




2 ____



3 _____



4 _____



5 _____



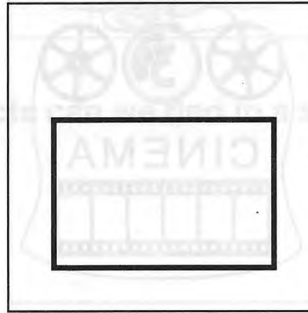
№ 20 What geometrical figures can you see?

- a) Triangle.
- b) Square.
- c) Circle.
- d) Rectangle.


1 _____



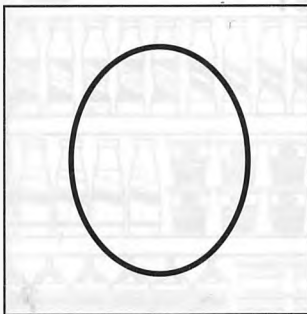
2 _____



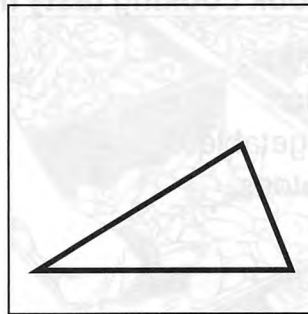
3 _____



4 _____



5 _____




№ 21 What places can we visit to have a rest?

- a) Theatre.
- b) Circus.
- c) Cinema.
- d) Museum.

1 _____



2 _____




3 _____



4 _____



5 _____



№ 22 How is chef cook cooking tasty meals?

- a) He is breaking the eggs.
- b) He is cutting the onion.
- c) He is peeling the vegetables.
- d) He is frying the potatoes.

1 _____



2 _____



3 _____



4 _____




5 _____



№ 23 What products can we find in a supermarket?

- a) Canned goods.
- b) Baked goods.
- c) Frozen foods.
- d) Dairy products.


1 _____



2 _____




3 _____



4 _____




5 _____



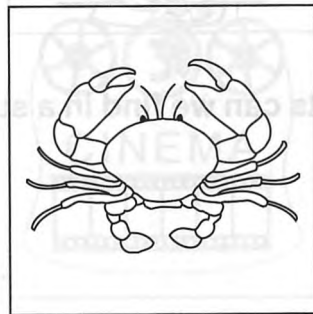
№ 24 Who lives in the water?

- a) Shark.
- b) Dolphins.
- c) Crabs.
- d) Jelly fish.

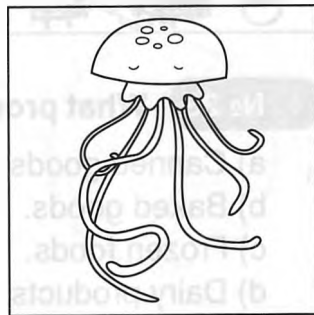
1 _____




2 _____



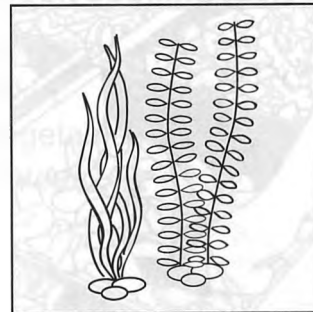
3 _____



4 _____



5 _____



БЛОК 2

БАЗОВЫЙ УРОВЕНЬ

№ 1

Once there lived a frog that had a very beautiful dress. The dress was golden — silvery. The frog was happy. She was so colorful that all the sea animals and fish swam around to look at her. The frog was very proud of herself. She thought that she was the most wonderful frog in the world. When other fish and reptiles floated to look at her, she didn't talk to them. "What a beauty she is! Her dress is shining like a star in the sky!", said every fish that visited her. "No, her dress is shining like the sun!", said the others. But the frog never came out of water and no one from the land could see her. The frog wanted to become more famous. She swam to the shore as quickly as she could. When she was on the shore she saw strange birds with long black beaks. They also had long white necks and long brown legs. The frog began to jump on the yellow sand. She wanted to show her beauty to those strange birds. But she didn't know that they were herons. They wanted to eat the beautiful frog and the frog had to run away. When she was in water again, she felt cold. All the fish floated by without looking at her. The frog looked around and understood that she had lost her famous dress.

Задание 1

Прочитай текст. Выбери правильное окончание предложений согласно информации из текста. Отметь галочкой правильный ответ.

1. Once there lived a frog that had a very beautiful...

- a) dress
- b) crown
- c) handbag

2. The dress was...

- a) green and shining
- b) black and white
- c) golden — silvery

3. The dress was shining like...

- a) a rainbow
- b) gold
- c) the star in the sky

4. Strange birds had...

- a) white necks and brown tails
- b) white heads and brown necks
- c) white necks and brown legs

5. Strange birds were...

- a) pigeons
- b) owls
- c) herons

Задание 2

Прочитай текст. Выбери правильный ответ на вопрос согласно информации из текста. Отметь галочкой правильный ответ.

1. Why was the frog so beautiful?

- a) She was green.
- b) She had got a beautiful tail.
- c) She had got a shining dress.

2. Why didn't the frog talk to other animals?

- a) She couldn't speak.
- b) She was too proud of herself.
- c) She was angry.

3. Why did the frog swim to the shore?

- a) She wanted to find new friends.
- b) She loved swimming.
- c) She wanted to become more famous.

4. Why did the frog run away?

- a) She felt cold on the shore.
- b) She was hungry.
- c) Strange animals wanted to eat her.

5. Why did the frog freeze?

- a) The water was cold.
- b) It was winter.
- c) The frog lost her dress.

№ 2

One little girl had got many toys in the box: colorful dolls, balls in beautiful dresses, cars, clowns and a little orange tiger. The tiger didn't like the dolls because they laughed at him. They told him that he was not a real tiger and that he was just a soft toy. They also said that he should live in the box with oranges in the kitchen, because he was of the same colour as oranges. The tiger became very angry. At night, when all people in the house were sleeping, he jumped out of the box and tore all the dolls' dresses with his sharp teeth. In the morning the girl looked around and started crying. "Look! Jemma tore all the dolls' dresses last night! Jemma is so naughty!" Jemma was a black puppy who also lived in the house. Jemma heard the girl's words and became very sad. The girl gave her dolls new nice dresses. The tiger was very happy and the next night he destroyed all of them again. The girl was so displeased that she turned the puppy away. Jemma decided to find out who had spoiled the dolls' clothes. She hid behind a big wardrobe. At night she saw a tiger coming out of the box. She began to bark. The tiger jumped out of the window, became free and ran away to the Jungle. The girl thanked Jemma.

Задание 1

Прочитай текст. Выбери правильное окончание предложений согласно информации из текста. Отметь галочкой правильный ответ.

1. The tiger was...

- a) black
- b) orange
- c) grey

2. The dolls wanted the tiger to live in...

- a) the box of sweets
- b) the box of oranges
- c) the mailbox

3. Jemma was...

- a) a black kitten
- b) a beautiful doll
- c) a black puppy

4. In the morning the girl was displeased with...

- a) the tiger
- b) the puppy
- c) the dolls

5. Jemma lived...

- a) in the wood
- b) in the Jungle
- c) in the house

Задание 2

Прочитай текст. Выбери правильный ответ на вопрос согласно информации из текста. Отметь галочкой правильный ответ.

1. Why didn't the tiger like the dolls?

- a) The dolls were ugly.
- b) The dolls laughed at the tiger.
- c) The dolls were not clever.

2. Why did the dolls say that the tiger should live in the kitchen?

- a) The kitchen was large.
- b) A box of oranges was there.
- c) Because Jemma lived there.

3. Why did the girl call Jemma "naughty"?

- a) She thought Jemma had spoiled the dolls' dresses.
- b) She didn't like the puppy.
- c) Jemma broke the vase.

4. Why did Jemma feel said?

- a) She was hungry.
- b) She decided to run away.
- c) She heard the girl's words.

5. Where did Jemma hide herself?

- a) In a bookcase.
- b) Under the table.
- c) Behind a wardrobe.

№ 3

A young lady came to the man who could make toys. She gave him a broken soldier and asked him to make a new clown of the old soldier. The master began to make the clown's hat, clown's shoes and clown's dress. He took soldiers sword and gave him a guitar to play. "No", cried the soldier, "I'm not a clown, I'm a soldier! Give me my sword back!". But the master closed the room and went away. The soldier was very said and unhappy. He took his new guitar and started playing and singing. Suddenly he heard the voice from the shelf. "Who is it playing and singing? It's wonderful, I want to dance!". It was a very beautiful doll in a pink dress. She came down from the shelf and began dancing. "Why aren't you dancing with me, dear clown?", she asked. "I'm not a clown, I'm a soldier. Soldiers don't dance, they fight", answered he. Meanwhile, a big fat rat came out of the corner. She wanted to find something tasty like soap or glue bottles, but she saw the toys and wanted to try them. The soldier saw the rat and started playing his guitar again. The sounds of music were so loud that the rat went away. All the toys applauded and the doll thanked the soldier for his help.

Задание 1

Прочитай текст. Выбери правильное окончание предложений согласно информации из текста. Отметь галочкой правильный ответ.

1. A young lady came to the man who could make...

- a) clothes
- b) toys
- c) cars

2. A young lady asked the man to make...

- a) a soldier
- b) a doctor
- c) a clown

3. The soldier was...

- a) happy
- b) lonely
- c) sad and unhappy

4. The doll had...

- a) a white hat
- b) blond hair
- c) a pink dress

5. When the soldier saw a rat, he...

- a) began fighting with her
- b) ran away
- c) began playing his guitar

Задание 2

Прочитай текст. Выбери правильный ответ на вопрос согласно информации из текста. Отметь галочкой правильный ответ.

1. Why don't soldiers dance?

- a) They don't like dancing.
- b) Dancing is boring.
- c) Soldiers fight instead of dancing.

2. What did master give to the soldier?

- a) A sword.
- b) Beautiful uniform.
- c) A guitar.

3. Who spoke to the soldier?

- a) A bear.
- b) A doll.
- c) A rat.

4. Why did the rat come?

- a) She wanted to dance.
- b) The doll invited her.
- c) She wanted to eat.

5. What was rat's favourite food?

- a) Dolls and other toys.
- b) Soap and glue.
- c) Cakes and fruit.

№ 4

Once, a young boy wanted to play in the fields. He ran and jumped and played with his red ball. Suddenly he heard a nice sound. "Please, be careful, you can crush me". The boy was very surprised. It was a voice of a beautiful flower. "I didn't know flowers can speak", said the boy. "Look around", the flower said. "You crushed so many flowers". — "I'm sorry", answered the boy. "Please, tell me what I can do for you", asked the boy. "I want to drink", said the flower. "I'll bring you some fresh water", promised the boy. When he was running to the river, he met his friend Mike. "Let's go to have picnic together", said Mike. "I can't", answered Nick. "I talked to a flower in the fields. It's waiting for me. I promised him to bring some water". Mike didn't believe that Nick had talked to the flower and began to laugh. He wanted to go with Nick to look at unusual plant. Nick asked him not to hurt the flower. They went to the flower together. "Why did you take him here? He can't hear me", said the flower, "He is angry". Mike couldn't hear anything and began to pick flowers around him. "They are not magic flowers", he said and went to the picnic alone. Nick looked at the flower. It didn't talk any more. Nick sat on the ground and started to cry.

Задание 1

Прочитай текст. Выбери правильный ответ на вопрос согласно информации из текста. Отметь галочкой правильный ответ.

1. Who wanted to play in the fields?

- a) a flower
- b) Mike
- c) Nick

2. What colour was Nick's ball?

- a) red
- b) blue
- c) yellow

3. What did Nick promise to bring?

- a) chocolate
- b) fresh water
- c) lemon juice

4. What did the flower say about Mike?

- a) that Mike was a good friend
- b) that Mike was angry
- c) that Mike was kind

5. Mike invited Nick to go...

- a) to the mountains
- b) to have picnic together
- c) to the river

Задание 2

Прочитай текст. Выбери правильный ответ на вопрос согласно информации из текста. Отметь галочкой правильный ответ.

1. Why was the flower unusual?

- a) It grew in the fields.
- b) It was black.
- c) It could speak.

2. What couldn't Mike believe?

- a) That Nick wanted to play.
- b) That Nick didn't want to have picnic together.
- c) That Nick could speak to the flower.

3. Why did Mike pick the flowers?

- a) He liked flowers.
- b) He wanted to give flowers to his mother.
- c) The flowers weren't magic.

4. Why did Nick start to cry?

- a) He wanted to drink.
- b) He wanted to play.
- c) The flower died.

5. Why was the boy surprised?

- a) He saw a nice butterfly.
- b) It began raining.
- c) He heard a voice of a flower.

№ 5

Once, there lived a sparrow that was very small and weak. His name was Jack. His brothers and sisters were older and stronger than Jack. They teased him, bit him and sometimes were very naughty. Jack was so sorry for himself that he cried a lot and asked his mother to help him to become bigger and stronger. "Here is a magic seed", said his mother and gave him a yellow seed. Jack ate the seed and grew up into a big sparrow. He was happy and laughed a lot. He wanted to do something unusual, so he flew to his brothers and sisters and started to tease them. But as he flew there, he became much bigger.

Other sparrows didn't understand that it was their younger brother Jack. They didn't want to play with a strange sparrow and flew away. Then Jack decided to visit his friend Tim. Tim was a neighbour's dog. Tim had a long black tail and short white ears. He was a funny and friendly puppy. Jack looked at Tim and said "Hello, Tim! Let's play!". But Tim didn't know who that big sparrow was and went home. Suddenly it

began raining and Jack hurried home too. When he was flying back, he became as small as he had been before. He was glad to return home.

Задание 1

Прочитай текст. Выбери правильное окончание предложений согласно информации из текста. Отметь галочкой правильный ответ.

1. A sparrow's name was...

- a) Jack
- b) Nick
- c) Mike

2. Tim was...

- a) a kitten
- b) a parrot
- c) a puppy

3. Jack wanted to become...

- a) cleverer
- b) more beautiful
- c) bigger and stronger

4. Jack's brothers and sisters didn't want to play...

- a) with a brown horse
- b) with a grey mouse
- c) with a strange sparrow

5. Tim had...

- a) round black nose and long white legs
- b) long black tail and short white ears
- c) short white head and long black back

Задание 2

Прочитай текст. Выбери правильный ответ на вопрос согласно информации из текста. Отметь галочкой правильный ответ.

1. Why were Jack's brothers and sisters naughty?

- a) They liked to play.
- b) They didn't like Jack.
- c) They were stronger than Jack.

2. Why did Jack ask his mother for help?

- a) He was lonely.
- b) He wanted to get a present.
- c) He was sorry for himself.

3. What did Jack's mother give him?

- a) A tasty cake.
- b) A yellow seed.
- c) A magic ring.

4. Why did Jack go to his brothers?

- a) He wanted to play with them.
- b) He wanted to tease them.
- c) He wanted to bit them.

5. What did Tom do when he saw Jack?

- a) He greeted him.
- b) He smiled.
- c) He went away.

№ 6

Once, there was a heavy rain in the forest. After the rain there were a lot of pools under the trees. A hedgehog called Sam was walking through the forest and saw himself in water of a big pool. He started looking at himself. "How beautiful I am! I have got long needles" he told himself. The water in the pool was as clear as a mirror. Sam wanted to show himself to other hedgehogs. So, he asked his friend Dany to come. Dany looked into the pool and saw himself in the water, too. Sam didn't

like that. He didn't want to see other hedgehogs in pool's water. Then he asked his friend Mary to come. When Mary looked into the pool, Sam asked her: "What can you see in the water, Mary?" Mary answered that she could see Sam and herself in the water. "But this is only my pool! Don't look there! Go away!" cried Sam. His friends went home. Sam sat near the pool. He was thinking about his beauty. Suddenly he fell asleep and fell into the pool's water. The pool was so deep that he couldn't go out. He started swimming and crying for help. Soon his friends came and helped him. "You are so good friends, thank you!" said Sam. "Let us sit around the pool and look into the pool's water together!"

Задание 1

Прочитай текст. Выбери правильное окончание предложений согласно информации из текста. Отметь галочкой правильный ответ.

1. Sam was walking through...

- a) the forest
- b) the field
- c) the valley

2. Suddenly he saw...

- a) an unusual tree
- b) a wild animal
- c) a deep pool

3. Sam asked his friend Danny...

- a) to sing
- b) to play
- c) to come

4. Dany looked into the pool and saw...

- a) the fox
- b) the bird
- c) himself

5. The water in the pool was as clear as...

- a) glass
- b) mirror
- c) sugar

Задание 2

Прочитай текст. Выбери правильный ответ на вопрос согласно информации из текста. Отметь галочкой правильный ответ.

1. Why were there a lot of pools in the forest?

- a) There were many trees in the forest.
- b) There was a heavy rain.
- c) Hedgehogs liked pools.

2. Why did Sam call his friends for the first time?

- a) He wanted to have dinner together.
- b) He wanted to hunt.
- c) He wanted to show himself to his friends.

3. What didn't Sam like?

- a) Rainy weather.
- b) Water in the pool.
- c) That Dany saw himself in the water.

4. Why did Sam's friends go home?

- a) Sam turned them away.
- b) They wanted to find another pool.
- c) They became angry.

5. Why couldn't Sam go out of the pool?

- a) He couldn't swim.
- b) The pool was cold.
- c) The pool was deep.

№ 7

The Wolf sees the houses of little piglets. First he runs to the straw house. He asks Nif-Nif to let him in. Nif-Nif does not open the door. Then the Wolf starts to blow. Soon the house of Nif-Nif breaks down. He runs to Nuf-Nuf and asks for help. Nuf-Nuf says: "My house is strong. The Wolf cannot break it". The Wolf comes to the house of Nuf-Nuf. He blows. A couple of leaves fall from the roof. He blows again. The house

trembles. The Wolf blows for the third time. The walls break down, and the house collapses. The little piglets run to the house of their brother Naf-Naf as fast as they can. They ran into the house and hid under the bed. Naf-Naf closed the door quickly. The Wolf came to the brick house. He made a deep breath and blew. Nothing happened. The Wolf blew again. The house stood still. The hungry and angry Wolf went away. But suddenly he noticed a large chimney on the roof of the house. "I am very lucky, — he thought, — I will climb into the house through this chimney!"

Задание 1

Прочитай текст. Выбери правильное окончание предложений согласно информации из текста. Отметь галочкой правильный ответ.

1. The Wolf sees the houses of little ...

- a) monkeys
- b) piglets
- c) donkeys

2. The Wolf sees the house and starts to ...

- a) fly
- b) hunt
- c) blow

3. A couple of leaves fall from ...

- a) an oak-tree
- b) the roof
- c) the sky

4. Three little piglets hid under ...

- a) the bed
- b) the box
- c) the table

5. At last the Wolf came to the ...

- a) straw house
- b) brick house
- c) glass house

Задание 2

Прочитай текст. Выбери правильный ответ на вопрос согласно информации из текста. Отметь галочкой правильный ответ.

1. Why did the hungry and angry Wolf go away?

- a) He wanted to meet his friend.
- b) He wanted to go home.
- c) The piglets' house stood still.

2. Why did the wolf ask Nif-Nif to let him in?

- a) He wanted to greet Nif-Nif.
- b) He wanted to eat Nif-Nif.
- c) He brought him a present.

3. Where did the little piglets run?

- a) To the forest.
- b) To the party.
- c) To the house of their brother Naf-Naf.

4. Why did Nif-Nif run to Nuf-Nuf?

- a) He wanted to tell him some news.
- b) He wanted to ask for his help.
- c) He wanted to visit both brothers.

5. How will the wolf get into the house?

- a) He will climb into the house through the window.
- b) He will knock at the door.
- c) He will climb into the house through the chimney.

№ 8

Snow White lives with her step-mother. The step-mother is a beautiful and proud woman, but she is also very mean. She often asks her magic looking-glass: "Who is the most beautiful woman in the world?" The looking-glass always answers her: "You are". One day the step-mother realized that Snow White grew up to be a real beauty. The stepmother became jealous. The step-mother asks a huntsman to take Snow

White into the woods and kill her. But the huntsman takes pity on Snow White and lets her go. Snow White runs but soon she gets very tired and stops. She looks around and sees a nice little cottage not far away. Snow White decides to go inside and rest there a little. She looks around the cottage and notices a tiny bed. She lies down and goes to sleep at once. The Snow White was asleep when the seven dwarfs returned home. Snow White woke up, and the dwarfs asked who she was. She told them her story and they let her stay with them. Every morning dwarfs go to the forest to look for precious stones. They ask Snow White not to walk far away from the cottage. They are afraid that her step-mother wants to kill her.

Задание 1

Прочитай текст. Выбери правильное окончание предложений согласно информации из текста. Отметь галочкой правильный ответ.

1. Snow White lives with her ...

- a) grandmother
- b) step-mother
- c) step-father

2. Step-mother has a magic ...

- a) wand
- b) looking-glass
- c) drink

3. The huntsman takes pity on Snow White and ...

- a) takes her to the forest
- b) gives her a magic mirror
- c) lets her go

4. Snow White looks around and sees ...

- a) a shining castle
- b) a nice little cottage
- c) a village

5. Every morning dwarfs go ...

- a) to the forest
- b) to the river
- c) to the mountains

Задание 2

Прочитай текст. Выбери правильный ответ на вопрос согласно информации из текста. Отметь галочкой правильный ответ.

1. Why did the stepmother became jealous?

- a) Snow White found dwarfs in the forest.
- b) Snow White grew up to be a real beauty.
- c) Snow White lived in a castle.

2. Why did the step-mother ask a huntsman to take Snow White into the woods?

- a) To go for a walk.
- b) To find some gold.
- c) To kill her.

3. What was Snow White doing when seven dwarfs returned home?

- a) She was talking to birds.
- b) She was cleaning the house.
- c) She was asleep.

4. Why did dwarfs go to the forest every morning?

- a) They gathered mushrooms and berries.
- b) They looked for precious stones.
- c) They met with people from the village.

5. Who told the step-mother about her beauty?

- a) Her husband.
- b) Snow White.
- c) A magic looking-glass.

ЧТЕНИЕ.

ПОВЫШЕННЫЙ УРОВЕНЬ

№ 1

Cinderella lives with her step-mother and two bad and ugly step-sisters. She has to work all day while her sisters do nothing but play and try on new dresses and shoes. There is a ball at the prince's palace tonight and Cinderella's sisters are ready to go to it. Cinderella is very sad. She is not allowed to go to the ball. Suddenly a Fairy Godmother comes to the house. "Do not worry, Cinderella", she says. She waves her magic wand. In a moment a very beautiful dress appears and there is a coach with two horses ready to take her to the ball. "But remember", says the Fairy Godmother "You must come back before midnight". Cinderella is in the palace. There are many nice-looking young ladies but she is the prettiest of all. The prince dances with Cinderella all the time, but nobody knows the name of the beauty. When the clock strikes twelve, Cinderella runs away without saying goodbye. She leaves a beautiful little slipper on the stairs in a hurry. The prince and his men travel through the kingdom looking for the beautiful lady from the ball. They come to Cinderella's house.

Задание 1

Прочитай текст. Выбери правильное окончание предложений согласно информации из текста. Отметь галочкой правильный ответ.

1. Cinderella is very sad because...

- a) she has to work all day
- b) there is a ball tonight
- c) her step-mother does not let her go to the ball

2. A Fairy Godmother waves her...

- a) shoes
- b) magic wand
- c) magic bag

3. Cinderella must return home before...

- a) summer
- b) midnight
- c) dinner

4. Cinderella is very...

- a) happy
- b) lonely
- c) sad

Задание 2

Прочитай текст. Выбери правильный ответ на вопрос согласно информации из текста. Отметь галочкой правильный ответ.

1. What did a Fairy Godmother give to Cinderella?

- a) A beautiful dress
- b) Two horses
- c) A beautiful dress and a coach

2. Where was the ball?

- a) In a palace
- b) In a wood
- c) In the centre of the village

3. What did Cinderella lose in a hurry?

- a) A beautiful little kitten
- b) A slipper
- c) A handbag

4. What did the prince try to find?

- a) The palace
- b) The magic wood
- c) Cinderella's house

Задание 3

Прочитай текст. Выбери правильное по смыслу предложение согласно тексту. Отметь галочкой правильный ответ.

1. The prince found Cinderella's house.
2. Cinderella lives with her grandparents.
3. Everyone knows the name of the beauty.
4. The prince doesn't like to dance.
5. The ladies at the ball were ugly.
6. Cinderella's sisters have to work all day.

Задание 4

Прочитай текст. Расставь предложения в логическом порядке.

1	2	3	4	5	6	7	8	9	10

- a) The prince and his men travel through the kingdom.
- b) They come to Cinderella's house.
- c) In a moment a very beautiful dress appears.
- d) There is a ball at the prince's palace tonight.
- e) Cinderella lives with her step-mother and two bad and ugly step-sisters.
- f) Suddenly a Fairy Godmother comes to the house.
- g) Cinderella must come back before midnight.
- h) Cinderella is in the palace.
- i) The prince dances with Cinderella all the time.
- j) Cinderella runs away without saying goodbye.

Задание 5

Прочитай вопросы. Прочитай текст. Ответь на вопросы. Запиши ответы рядом с вопросами. Используй не более четырёх слов в каждом ответе. НЕ ПИШИ ПОЛНЫЙ ОТВЕТ.

Пример: With whom does Cinderella live? **step-mother and step-sisters**

1. When does Cinderella work? _____
2. Where does the ball take place tonight? _____

3. Who helps Cinderella with her problem? _____
4. When must Cinderella be back at home? _____
5. How many horses were there? _____
6. Who dances with Cinderella all the time? _____
7. At what time did Cinderella run away? _____
8. What did Cinderella leave in a palace? _____

Задание 6

Прочитай текст. Составь словосочетания из слов, данных в колонках. Запиши словосочетания.

1. ugly	strikes
2. prince's	away
3. before	dress
4. beautiful	ladies
5. young	slipper
6. the clock	step-sisters
7. little	midnight
8. to run	palace

Задание 7 (добавочное)

Прочитай предложения и реши, соответствуют ли они картинке. Напиши T (True) или F (False):

- a) It's midnight.
- b) Cinderella is sad.
- c) A Fairy Godmother is waving her magic wand.
- d) Cinderella has got an ugly dress.
- e) There is a coach with two horses ready to take Cinderella to the ball.



№ 2

Once upon a time, in a faraway land lived a very poor old man and an old woman. They had a small house near the edge of the sea. That is why every day the only thing they ate was the fish that the old man caught in the sea. One morning, the fisherman took his fishing net down to the sea and caught the Golden Fish. The Golden Fish begged the fisherman to set it free. It promised to grant any fisherman's wish in return. But the kindhearted fisherman asked for nothing, and returned the Golden Fish to the sea. When the old man returned home and told his wife about the Golden fish, the old woman became very angry. She shouted at the fisherman and sent him back to the sea. She ordered him to catch the Golden Fish and to wish for a loaf of bread. The fisherman went away and when he returned home he found a fresh baked loaf of bread on the table. The fisherman's wife was happy and decided that it would be

better to have more than just a loaf of bread. The next morning she sent her husband to ask the Golden fish for a new trough. The fisherman went away again and when he returned home he found a new trough in the yard. The following day the husband was sent to the sea to find the magic fish and to wish for a new house. The Golden fish gave them the new house. Then, at last the old woman wanted to become the Queen of the sea and of all creatures who live in it. The fisherman caught the fish and told it his wife's desire. However, when he returned home his wife was dressed in her old rags, standing by her old broken washtub, inside the old house, with not even a loaf of bread to eat.

Задание 1

Прочитай текст. Выбери правильное окончание предложений согласно информации из текста. Отметь галочкой правильный ответ.

1. The old man and the old woman ate only fish because...

- a) they were very poor
- b) they didn't like bread
- c) they caught fish

2. The Golden fish promised to grant any fisherman's wish because ...

- a) the fisherman was very kind
- b) the fish was sorry for the poor man
- c) the fish wanted to be free

3. The old woman became very angry because ...

- a) they had nothing to eat that day
- b) she wanted a loaf of bread for dinner
- c) her husband told her about the Golden fish

4. The fisherman's wife was happy because...

- a) she decided that she wanted more things
- b) her husband was a poor man
- c) a fresh baked loaf of bread appeared on the table

Задание 2

Прочитай текст. Выбери правильный ответ на вопрос согласно информации из текста. Отметь галочкой правильный ответ.

- 1. What did The Golden fish give to the old man for the second time?**
 - a) A beautiful house
 - b) A new trough
 - c) A loaf of bread
- 2. Who the old woman wanted to become at last?**
 - a) A very rich woman
 - b) The queen
 - c) The Queen of the sea and of all creatures who live in it
- 3. What did the fish do when the man told it his wife's last wish?**
 - a) It made the old woman beautiful
 - b) It took everything back
 - c) It made the woman the Queen
- 4. What was his wife dressed in, when the fisherman returned home?**
 - a) A raincoat
 - b) New wonderful clothes
 - c) Her old clothes

Задание 3

Прочитай текст. Выбери правильное по смыслу предложение согласно тексту. Отметь галочкой правильный ответ.

1. A very poor old man and an old woman lived in the village.
2. Every day the only thing they ate was the meat.
3. The old man was as greedy as his wife.
4. The fisherman wanted to have more things for himself.
5. The Golden Fish begged the fisherman to set it free.
6. The Golden fish gave the woman everything she wanted.

Задание 4

Прочитай текст. Расставь предложения в логическом порядке.

1	2	3	4	5	6	7	8	9	10

- a) The old man returned home and told his wife about the Golden fish.
- b) Once upon a time, there lived a very poor old man and an old woman.
- c) It promised to grant any fisherman's wish in return.
- d) The fisherman's wife had many wishes and made her husband catch the fish again and again.
- e) One morning, the fisherman caught the Golden Fish.
- f) At last the fisherman's wife decided to become the Queen of the sea.
- g) They had a small house near the edge of the sea.
- h) The fisherman asked for nothing, set the Golden Fish free.
- i) The Golden Fish begged the fisherman to set it free.
- j) When the fisherman came back home he saw that their life became as poor as it had been before.

Задание 5

Прочитай вопросы. Прочитай текст. Ответь на вопросы. Запиши ответы рядом с вопросами. Используй не более четырёх слов в каждом ответе. НЕ ПИШИ ПОЛНЫЙ ОТВЕТ.

Пример: Where did a very poor old man and an old woman live?

Faraway land

1. Where was their house situated? _____
2. What did the poor couple eat? _____
3. Whom did the old man catch in the sea? _____
4. What did the old woman wanted for the first time? _____

5. What did the old woman wanted for the second time? _____

6. What did the old woman wanted for the third time? _____

7. Who wanted the old woman to become at last? _____

8. When the old man told his wife about the Golden fish, what did she feel? _____

Задание 6

Прочитай текст. Составь словосочетания из слов, данных в колонках. Запиши словосочетания.

1. old	Fish
2. to set	house
3. the Golden	man
4. a loaf	of home
5. to return	away
6. a new	free
7. to go	for
8 to ask	bread

Задание 7 (добавочное).

Прочитай предложения и реши, соответствуют ли они картинке. Напиши T (True) или F (False):

- a) A small house is near the edge of the sea.
 b) The old man caught the Golden fish.

- c) The old man and the old woman are rich.
- d) The old man and the old woman have got a new house.
- e) There is an old trough in the yard.



№ 3

Once the fox made friends with the crane and invited him to have dinner together. The crane was happy and went to the dinner party. The fox had cooked cream of wheat and spread it over a flat plate. The crane pecked it with his bill, knocked tried hard, but got nothing. The fox licked cream of wheat until she had eaten it all. There was nothing left on the plate and the fox didn't have any more food. So, the crane thanked the fox and invited her for dinner party, too. The next day the crane made cold soup and poured it into a jug with a narrow neck. Then he put it on the wooden table. The fox began to spin around the jug. She tried hard to get the soup: she licked the jug and sniffed it, but couldn't get anything. Her head wouldn't fit into the jug. Meanwhile the crane put a beak in a jug and sucked until he had eaten everything up. There was nothing left in the jug and the crane didn't have any more food. The fox

was annoyed, having thought she would eat for the whole week. She went home very sad and angry. She understood that the crane treated her in the same way she had treated him. From that moment on, the friendship between fox and crane was over.

Задание 1

Прочитай текст. Выбери правильное окончание предложений согласно информации из текста. Отметь галочкой правильный ответ.

- 1. The fox invited the crane to the...**
 - a) breakfast
 - b) dinner party
 - c) cinema
- 2. The crane made...**
 - a) vegetarian soup
 - b) mashed potatoes and a salad
 - c) cold soup
- 3. After the dinner party the crane ...**
 - a) became very sad and angry
 - b) asked the fox for more food
 - c) thanked the fox
- 4. When the fox tried to get the soup, she...**
 - a) broke the jug
 - b) stole the jug
 - c) licked the jug and sniffed it

Задание 2

Прочитай текст. Выбери правильный ответ на вопрос согласно информации из текста. Отметь галочкой правильный ответ.

- 1. Where did the crane put the jug?**
 - a) On the windowsill.
 - b) On a wooden table.
 - c) Into a cupboard.

2. Why was the friendship between fox and crane over?

- a) The fox was annoyed.
- b) The crane treated the fox in the same way she had treated him.
- c) They were not very good friends.

3. Why did the crane pour the soup into a jug with a narrow neck?

- a) It was comfortable for him.
- b) He didn't have another crockery.
- c) He wanted to give a lesson to the fox.

4. What did the fox feel after the second dinner party?

- a) She was happy.
- b) She was annoyed.
- c) She was pleased.

Задание 3

Прочитай текст. Выбери правильное по смыслу предложение согласно тексту. Отметь галочкой правильный ответ.

- 1. After the dinner party the fox didn't have any more food.
- 2. The crane made cold soup and put it on a flat plate.
- 3. The crane put a beak in a jug and sucked the soup.
- 4. The crane and the fox are still good friends.
- 5. The fox treated the crane with pasta and roast apples.
- 6. After the second dinner the fox thanked the crane.

Задание 4

Прочитай текст. Расставь предложения в логическом порядке.

1	2	3	4	5	6	7	8	9	10

- a) The fox had cooked cream of wheat and spread it over a flat plate.

- b) The crane put a beak in a jug and sucked until he had eaten everything up.
- c) The crane made cold soup and poured it into a jug with a narrow neck.
- d) The friendship between fox and crane was over.
- e) Once the fox made friends with the crane.
- f) The fox went home very sad and angry.
- g) The fox licked the jug and sniffed it, but couldn't get anything.
- h) The crane couldn't get anything from the plate.
- i) The crane thanked the fox and invited her for dinner party.
- j) The fox invited the crane to the dinner party.

Задание 5

Прочитай вопросы. Прочитай текст. Ответь на вопросы. Запиши ответы рядом с вопросами. Используй не более четырёх слов в каждом ответе. НЕ ПИШИ ПОЛНЫЙ ОТВЕТ.

Пример: With whom did the fox make friends? **The crane**

1. What did the fox cook? _____
2. Where did the fox put the food? _____
3. What did the crane cook? _____
4. Where did the crane put the food? _____
5. Where did the crane put the jug? _____
6. How did the crane suck the soup? _____
7. Where did the fox go after dinner? _____
8. What was over after dinner? _____

Задание 6

Прочитай текст. Составь словосочетания из слов, данных в колонках. Запиши словосочетания.

1. to make	into
2. dinner	of wheat
3. cream	home

4. the next	annoyed
5. a narrow	friends
6. to pour	party
7. to be	neck
8. to go	day

Задание 7 (добавочное).

Прочитай предложения и реши, соответствуют ли они картинке. Напиши T (True) или F (False):

- It's winter.
- The crane can eat cream of wheat.
- The fox is trying to eat soup.
- The jug has a wide neck.
- The crane and the fox are good friends.



№ 4

Once, Fairy Spring and Father Frost had a very beautiful daughter named Snowmaiden. She was as pale as the snow, her eyes were blue like the sky, and she had got thick blond hair. Fairy Spring hid her daughter from the Sun God in the thick woods. Once Snowmaiden heard a beautiful sound in the woods. She followed it for a long time. Suddenly she saw a farm boy, playing his flute. Snowmaiden listened and watched from the edge of the woods, and became enchanted with the boy. She started going there every day. The boy always ignored the beautiful girl standing in the shade of the trees, and instead danced with the girls who sat with him in the field. Snowmaiden was very sad because she wanted to talk to a boy and to dance with him. So, she decided to leave the safety of the forest and to go into the open field where the boy played his flute. She stepped out of the trees and walked into the field. The boy looked at her and thought that she was the most beautiful girl that he had ever seen in his life. Just then Snowmaiden stepped into a ray of sunshine. But the Sun God's ray was too strong for Snowmaiden, and she melted away.

Задание 1

Прочитай текст. Выбери правильное окончание предложений согласно информации из текста. Отметь галочкой правильный ответ.

1. Fairy Spring and Father Frost had ...

- a) two children
- b) a handsome son
- c) a beautiful daughter

2. Snowmaiden had...

- a) thick blond hair
- b) curly hair
- c) brown hair

3. Once Snowmaiden heard ...

- a) the birds singing
- b) a beautiful sound in the woods
- c) the unusual voice in the woods

4. Suddenly Snowmaiden saw...

- a) a farm girl
- b) a farm boy
- c) a bear in the woods

Задание 2

Прочитай текст. Выбери правильный ответ на вопрос согласно информации из текста. Отметь галочкой правильный ответ.

1. Why was Snowmaiden sad?

- a) she wanted to dance
- b) she wanted to talk to a boy
- c) she wanted to play with farm children

2. Why did she decide to go into the open field?

- a) she wanted to travel
- b) she was sad and lonely
- c) she wanted to talk and dance to a boy

3. Why did Fairy Spring hid her daughter from the Sun God?

- a) sunshine could kill Snowmaiden
- b) the sun God was very angry with her
- c) the Sun God wanted to marry Snowmaiden

4. Why did the boy always ignore the beautiful girl?

- a) he couldn't see her
- b) he thought the girl was ugly
- c) he didn't want to talk to her

Задание 3

Прочитай текст. Выбери правильное по смыслу предложение согласно тексту. Отметь галочкой правильный ответ.

1. Snowmaiden watched the boy from the edge of the woods.
2. Snowmaiden started watching the boy every day.
3. The boy looked at Snowmaiden and went away.
4. Snowmaiden had got dark skin and blue eyes.
5. The boy thought that Snowmaiden was ugly.
6. Snowmaiden became enchanted with the boy.

Задание 4

Прочитай текст. Расставь предложения в логическом порядке.

1	2	3	4	5	6	7	8	9	10

- a) Snowmaiden heard a beautiful sound in the woods.
- b) The boy always ignored the beautiful girl standing in the shade of the trees.
- c) Suddenly she saw a farm boy, playing his flute.
- d) The boy thought that she was the most beautiful girl that he had ever seen in his life.
- e) Snowmaiden followed the sound for a long time.
- f) The Sun God's ray was too strong for Snowmaiden, and she melted away.
- g) Snowmaiden decided to leave the safety of the forest and to go into the open field.
- h) Fairy Spring hid her daughter from the Sun God in the thick woods.
- i) Snowmaiden became enchanted with the boy.
- j) Once, Fairy Spring and Father Frost had a very beautiful daughter.

Задание 5

Прочитай вопросы. Прочитай текст. Ответь на вопросы. Запиши ответы рядом с вопросами. Используй не более четырёх слов в каждом ответе. НЕ ПИШИ ПОЛНЫЙ ОТВЕТ.

Пример: What was the name of the girl? **Snowmaiden**

1. Who was the girl's mother? _____
2. Who was the girl's father? _____
3. Where did Fairy spring hide her daughter? _____
4. What colour were Snowmaiden's eyes? _____
5. What could destroy Snowmaiden? _____
6. What did Snowmaiden hear once in the woods? _____
7. Where did Snowmaiden walk? _____
8. What musical instrument did the boy play? _____

Задание 6

Прочитай текст. Составь словосочетания из слов, данных в колонках. Запиши словосочетания.

1. beautiful	woods
2. blue	daughter
3. to become	a safe place
4. thick	field
5. to melt	of sunshine
6. to leave	enchanted with
7. the open	away
8. a ray	like the sky

Задание 7 (добавочное).

Прочитай предложения и реши, соответствуют ли они картинке. Напиши T (True) или F (False):

- a) Snowmaiden is a very beautiful girl.
- b) Snowmaiden doesn't like animals.
- c) Snowmaiden has got dark curly hair.
- d) The weather is wet and windy.
- e) It's autumn.

**№ 5**

Once there lived an old man who loved turnip and decided to plant it. He went to the forest and worked very hard. Suddenly a bear came out of the wood. The bear wanted to eat the man, but the man offered him to grow up a turnip together. He promised to give him the tops instead of the roots. The bear went away into the forest. The turnips grew to big size. In the fall, the old man arrived to harvest the turnips. As he reached

the field, the bear came out of the forest to divide the harvest. The old man gave all the green tops to the bear. Then he put all the roots into the big cart and wanted to take it to the city. The old man wanted to sell the harvest. The bear wanted to taste the roots and the old man gave the bear a turnip. The bear became very angry because the roots were sweet. The following year, the old man planted rye in the same field. When he returned to harvest it, the bear was waiting for him. The bear decided to take the roots and gave the tops to the man. The man put the rye into his cart and took it home. The bear tried to chew the roots, but got nothing out of them. He became very angry at the old man, and from that time, bears and men can't be friends.

Задание 1

Прочитай текст. Выбери правильное окончание предложений согласно информации из текста. Отметь галочкой правильный ответ.

1. A bear came out of ...

- a) the town
- b) the wood
- c) the train

2. The old man arrived to harvest the turnips ...

- a) in winter
- b) in spring
- c) in autumn

3. The roots of the turnip were ...

- a) bitter
- b) salty
- c) sweet

4. The old man wanted to sell ...

- a) the bear
- b) the harvest
- c) the flowers

Задание 2

Прочитай текст. Выбери правильный ответ на вопрос согласно информации из текста. Отметь галочкой правильный ответ.

1. Where did the man put the rye?

- a) into his cart
- b) into his pocket
- c) into bear's bag

2. What size were the turnips?

- a) small
- b) tiny
- c) big

3. What did the old man plant the following year?

- a) carrots
- b) turnips
- c) rye

4. What did the man offer the bear?

- a) To have dinner together.
- b) To grow up a turnip together.
- c) To sell the harvest together.

Задание 3

Прочитай текст. Выбери правильное по смыслу предложение согласно тексту. Отметь галочкой правильный ответ.

- 1. The bear wanted to eat the man.
- 2. The bear came out of the forest to divide the harvest.
- 3. The bear didn't want to taste the harvest.
- 4. The bear tried to chew the roots of the rye.
- 5. The man didn't work very hard.
- 6. The bear became very angry at last.

Задание 4

Прочитай текст. Расставь предложения в логическом порядке.

1	2	3	4	5	6	7	8	9	10

- a) The old man gave all the green tops to the bear.
- b) The bear wanted to eat the man, but the man offered him to grow up a turnip together.
- c) The bear wanted to taste the roots.
- d) The bear became very angry because the roots were sweet.
- e) The following year, the old man planted rye and gave the roots to the bear.
- f) Once there lived an old man who decided to plant turnip.
- g) He became very angry at the old man, and from that time, bears and men can't be friends.
- h) The turnips grew to big size.
- i) In the fall, the old man arrived to harvest the turnips.
- j) He went to the forest and worked very hard.

Задание 5

Прочитай вопросы. Прочитай текст. Ответь на вопросы. Запиши ответы рядом с вопросами. Используй не более четырёх слов в каждом ответе. НЕ ПИШИ ПОЛНЫЙ ОТВЕТ.

Пример: Who decided to plant turnip? an old man

1. Who loved turnip? _____
2. Who came out of the wood? _____
3. Where did the man take the turnip' roots? _____
4. Where did the man plant the rye? _____
5. What did the bear do with the roots of rye? _____
6. What was the bear doing when the man came? _____
7. Where did the man take the rye? _____
8. What did the bear get from the rye? _____

Задание 6

Прочитай текст. Составь словосочетания из слов, данных в колонках. Запиши словосочетания.

1. to come out	the roots
2. to go	of the wood
3. to taste	the harvest
4. green	to the forest
5. big	year
6. to reach	tops
7. to sell	size
8. following	the field

Задание 7 (добавочное).

Прочитай предложения и реши, соответствуют ли они картинке. Напиши T (True) или F (False):

- The man is young.
- The bear is very angry.
- The turnip is tasty.
- The cart is big.
- The man and the bear are in the field.



№ 6

There are a lot of places of interest in London. Among them there are: Westminster Abbey, the Houses of Parliament, Buckingham Palace, St Paul's Cathedral, London Bridge, the Tower of London.

London is situated on the river Thames. Crossing the river by the Tower Bridge you can see the Tower of London. It is one of the oldest buildings of the city. Many centuries ago it was a fortress, a royal palace and a prison. Now it is a museum of arms.

On the bank of the Thames you can see Westminster Palace or the Houses of Parliament. In one of its towers there is famous Big Ben, the largest bell of England.

Buckingham Palace is the Queen's official London residence.

London has many beautiful squares. Some of them are quiet; others are busy like Trafalgar Square. Trafalgar Square is the central square of the city. To the right of the square there is the National Gallery which has a fine collection of European paintings.

St Paul's Cathedral is the biggest English church. Another famous church is Westminster Abbey.

London is also famous for its beautiful parks: Hyde Park is one of the most famous parks in the world and Regent's Park is the home of London Zoo.

Задание 1

Прочитай текст. Выбери правильное окончание предложений согласно информации из текста. Отметь галочкой правильный ответ.

1. London is situated...

- a) in the North-East of England
- b) on the river Thames
- c) in the mountains

2. Crossing the river you can see...

- a) St. Paul's Cathedral
- b) Tower Bridge
- c) The Tower of London

3. Earlier the Tower of London was...

- a) a university
- b) a castle
- c) a fortress

4. Big Ben is the largest bell of...

- a) Wales
- b) England
- c) Scotland

Задание 2

Прочитай текст. Выбери правильный ответ на вопрос согласно информации из текста. Отметь галочкой правильный ответ.

1. What square is the central square of London?

- a) Russell Square
- b) Piccadilly Circus
- c) Trafalgar Square

2. Where is the Houses of Parliament situated?

- a) in the Queen's residence
- b) on the bank of the Thames
- c) near the National Gallery

3. What is St. Paul's Cathedral?

- a) a farm
- b) a church
- c) a library

4. What is one of the most famous parks in the world?

- a) Exmoor Park
- b) Regent's Park
- c) Hyde Park

Задание 3

Прочитай текст. Выбери правильное по смыслу предложение согласно тексту. Отметь галочкой правильный ответ.

1. There are not many places of interest in London.
2. Crossing the river by the Tower Bridge you can see Trafalgar Square.
3. The Tower of London is one of the oldest buildings in the city.
4. Many centuries ago the Tower of London was a prison.
5. Big Ben strikes every quarter of an hour.
6. All London squares are quiet.

Задание 4

Прочитай текст. Расставь предложения в логическом порядке.

1	2	3	4	5	6	7	8	9	10

- a) On the bank of the Thames you can see Westminster Palace or the Houses of Parliament.

- b) London is also famous for its beautiful parks: Hyde Park is one of the most famous parks in the world and Regent's Park is the home of London Zoo.
- c) There are a lot of places of interest in London.
- d) St Paul's Cathedral is the biggest English church.
- e) In one of its towers there is famous Big Ben.
- f) Crossing the river by the Tower Bridge you can see the Tower of London.
- g) Among them there are: Westminster Abbey and the Houses of Parliament.
- h) Trafalgar Square is the central square of the city.
- i) London has many beautiful squares.
- j) London is situated on the river Thames.

Задание 5

Прочитай вопросы. Прочитай текст. Ответь на вопросы. Запиши ответы рядом с вопросами. Используй не более четырёх слов в каждом ответе. НЕ ПИШИ ПОЛНЫЙ ОТВЕТ.

Пример: Where can you see a lot of places of interest?
 _____ in London _____

1. What is the home of English zoo? _____
2. What are famous English churches? _____
3. Where can you find a collection of European paintings? _____
4. Where is Trafalgar Square situated? _____
5. What is the Queen's residence? _____
6. What is the Tower of London now? _____
7. How can people cross the Thames? _____
8. What is London famous for? _____

Задание 6

Прочитай текст. Составь словосочетания из слов, данных в колонках. Запиши словосочетания.

1. Westminster	of London
2. the Houses	Ben
3. the Tower	Cathedral
4. Buckingham	Abbey
5. Big	Bridge
6. London	Square
7. St. Paul's	Palace
8. Trafalgar	of Parliament

Задание 7 (добавочное).

Прочитай предложения и реши, соответствуют ли они картинке (см. с. 76). Напиши T (True) или F (False):

- A London bus is a two-level bus.
- Streets in London are narrow.
- London is a very clean city.
- People are hurrying along the streets.
- The weather is wet and dull.



№ 7

In the 15th century Moscow became the capital of Russian state. In 1918 it became the capital of the Russian Federation, and from 1922 to 1991 it was the capital of the USSR. Now Moscow is the capital of the Russian Federation. There are more than 5000 streets and squares in Moscow. Moscow takes area of 1000 square kilometres. The population of the city is about 9 million people.

Moscow is the biggest tourist centre. Thousands of people visit our capital. People come to see its Red Square, the famous Kremlin, museums, theatres and exhibitions. The most famous are the Bolshoi Theatre, the Tretyakov Art Gallery, Pushkin Fine Arts Museum and many others. There are fine buildings, large squares, green parks and wide bridges in Moscow. There are also churches and monuments there. Moscow is always growing and changing. It is a city dear to the heart of every Russian man.

Задание 1

Прочитай текст. Выбери правильное окончание предложений согласно информации из текста. Отметь галочкой правильный ответ.

1. From 1922 to 1991 Moscow was the capital of...

- a) the Russian Federation
- b) the USSR
- c) Russian State

2. Moscow takes area of...

- a) 1000 square km
- b) 2000 square km
- c) 3000 square km

3. The population of the city is...

- a) more than 9 million people
- b) 9 million people
- c) about 9.000.000 people

4. The centre of Moscow is...

- a) Pushkin Fine Arts Museum
- b) big green park
- c) Kremlin

Задание 2

Прочитай текст. Выбери правильный ответ на вопрос согласно информации из текста. Отметь галочкой правильный ответ.

1. When did Moscow become the capital of Russian State?

- a) 14th century
- b) 15th century
- c) 16th century

2. When did Moscow become the capital of the Russian Federation?

- a) 1918
- b) 1920
- c) 1922

3. What is the most famous theatre?

- a) New Art Theatre
- b) Arbat Opera House
- c) The Bolshoi Theatre

4. What is the most famous art gallery?

- a) The Fine Art Gallery
- b) The Tretyakov Art Gallery
- c) The King's Gallery

Задание 3

Прочитай текст. Выбери правильное по смыслу предложение согласно тексту. Отметь галочкой правильный ответ.

1. There are fine buildings in Moscow.
2. Moscow is always growing.
3. Moscow is the biggest tourist centre.
4. From 1932 to 1991 Moscow was the capital of the USSR.
5. Many people visit our capital.
6. There are no churches in Moscow.

Задание 4

Прочитай текст. Расставь предложения в логическом порядке.

1	2	3	4	5	6	7	8	9	10


- a) Moscow is a city dear to the heart of every Russian man.
- b) In 1918 it became the capital of the Russian Federation.
- c) People come to see its Red Square, the famous Kremlin, museums, theatres and exhibitions.

5. Russian	to the heart
6. wide	buildings
7. Red	state
8. dear	area

Задание 7 (добавочное).

Прочитай предложения и реши, соответствуют ли они картинке. Напиши T (True) или F (False):

- Moscow libraries are popular places to visit.
- There are a lot of interesting books in the library.
- People are reading and writing.
- People are looking for books.
- The stairs in the library are big and wide.



РАЗДЕЛ 2. ПИСЬМО

Правила написания письма личного характера. Работа с памяткой.

Прочитай письмо, которое прислала Эмма, и ответь на вопросы:

- ✓ Какие особенности ты замечаешь во введении и заключении письма?
- ✓ Из скольких частей состоит письмо?
- ✓ Какие знаки препинания использует Эмма и как они расставлены?
- ✓ Как текст письма расположен на листе?

Dear friend,

I'm writing to tell you about myself. My name is Emma. I'm from Great Britain, from London. I'm 11 years old. I have got a lovely family. We are a family of four: my father, my mother, my sister Helen and I. Have you got any brothers or sisters? My father is a businessman, my mother is a doctor, my sister is a student. As for me, I go to school. My school is modern and comfortable. What about your school? I love studying English and dancing. What do you like doing in your free time?

I hope to hear from you soon!

Best wishes,

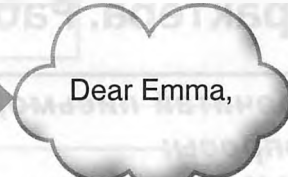
Emma

Как написать ответ Эмме?

Памятка

ПРАВИЛО №1

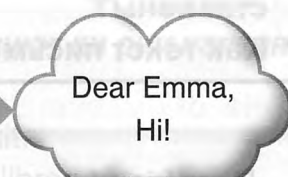
- ✓ Приветствие **ВСЕГДА** пишу на **отдельной строке.**
- ✓ После приветствия **ВСЕГДА** ставлю **запятую.**
- ✓ После приветствия **ВСЕГДА** отступаю **ДВЕ** строки.



Dear Emma,

ПРАВИЛО №2


- ✓ Могу начать 2-й абзац со слова **Hi!**
- ✓ **ВСЕГДА** начинаю 2-й абзац с **заглавной** буквы.
- ✓ **ВСЕГДА** начинаю писать 2-й абзац **под словом "Dear"**.



Dear Emma,
Hi!

ПРАВИЛО №3

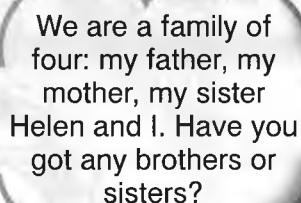
- ✓ **ВСЕГДА** продолжаю письмо **на той же строчке.**
- ✓ Использую фразы:
I'm writing to tell you about...
My name is...
How are you?



Dear Emma,
Hi! I'm writing to tell
you about myself.

ПРАВИЛО №4

- ✓ **ВСЕГДА** даю нужную информа-
цию и **СРАЗУ** задаю вопрос.



We are a family of
four: my father, my
mother, my sister
Helen and I. Have you
got any brothers or
sisters?

ПРАВИЛО №5

- ✓ ВСЕГДА отступаю от 2-го абзаца **2 строки**.
- ✓ ВСЕГДА пишу заключение на **отдельной строке**.
- ✓ Использую фразу:
I hope to hear from you soon!

What about your school? I love studying English and dancing.
What do you like doing in your free time?
I hope to hear from you soon!

ПРАВИЛО №6

- ✓ ВСЕГДА отступаю от заключения **2 строки**.
- ✓ ВСЕГДА начинаю подпись **с заглавной буквы**.
- ✓ ВСЕГДА после подписи ставлю **запятую**.
- ✓ Использую фразы:
Yours,
Best wishes.
- ✓ Не ставлю точку после своего имени.

I hope to hear from you soon!
Best wishes,
Emma

Задание 1

Составь свою памятку. Закончи правила по памяти. Проверь себя.

**Как я пишу личное письмо.
Памятка**

ПРАВИЛО №1

- ✓ Приветствие ВСЕГДА _____
- ✓ После приветствия ВСЕГДА _____
- ✓ После приветствия ВСЕГДА _____

Dear Emma,

ПРАВИЛО №2

- ✓ Начинаю 2-й абзац со слова _____
- ✓ ВСЕГДА начинаю 2-й абзац с _____
- ✓ ВСЕГДА начинаю писать 2-й абзац _____

Dear Emma,
Hi!

ПРАВИЛО №3

- ✓ ВСЕГДА _____
- ✓ Использую фразы: _____
- _____
- _____

Dear Emma,
Hi! I'm writing to tell
you about myself.

ПРАВИЛО №4

✓

We are a family of
four: my father, my
mother, my sister
Helen and I. Have you
got any brothers or
sisters?

ПРАВИЛО №5

- ✓ ВСЕГДА отступаю от 2-го абзаца _____
- ✓ ВСЕГДА пишу заключение _____
- ✓ Использую фразу: _____

What about your
school? I love studying
English and dancing.
What do you like
doing in your free time?
I hope to hear from you
soon!

ПРАВИЛО №6

✓ ВСЕГДА отступаю от заключения

✓ ВСЕГДА ставлю подпись

✓ ВСЕГДА после подписи

✓ Использую фразы:

I hope to hear
from you soon!
Best wishes,
Emma

Задание 2

Работа с памяткой.

Эмма хочет найти друга по переписке из России. Прочитай письмо Эммы ещё раз и напиши ответ. Используй письмо Эммы как образец для твоего письма. Ответь на вопросы Эммы и задай свои вопросы. В твоём письме должна быть следующая информация:

- ✓ как тебя зовут и откуда ты;
- ✓ возраст;
- ✓ о твоей семье;
- ✓ о твоей школе;
- ✓ твоё хобби.

Dear Emma,

_____ My name is _____
I'm from _____ I'm _____ years old. I have got a
lovely family.

I hope to hear from you soon!

Best wishes,

БАЗОВЫЙ УРОВЕНЬ

№ 1

Напиши письмо своему другу по переписке. Расскажи ему о своём новом друге. Закончи приведённые ниже предложения. Расставь знаки препинания там, где это необходимо.

Dear _____

I'm writing to tell you about _____

His name is _____

He is _____ old.

His hair is _____

He has got _____

He loves wearing _____

His favourite food is _____

His hobbies are _____

We like to _____

What about _____ ?

What _____ together?

I hope _____

Best _____

№ 2

Напиши письмо своему другу по переписке. Расскажи ему о своей школьной жизни. Закончи приведённые ниже предложения. Расставь знаки препинания там, где это необходимо.

Dear _____

I go to school _____

School starts at _____

Every day I have _____

We study _____

My favourite subject is _____

I don't like _____

I always wear _____

Our classroom is _____

What about _____ ?

What _____ after classes?

I hope _____

Best _____

№ 3

Напиши письмо своему другу по переписке. Расскажи ему о своей семье. Закончи приведённые ниже предложения. Расставь знаки препинания там, где это необходимо.

Dear _____

Hi! I'm writing to tell you about _____

My family _____

I have _____

My mother's name _____

She is _____

My father's name _____

He is _____

My sister's name _____

She is _____

What about _____ ?

How old _____ ?

Do you _____ ?

I hope _____

Best _____

№ 4

Напиши письмо своему другу по переписке. Расскажи ему о доме, в котором ты живёшь. Закончи приведённые ниже предложения. Расставь знаки препинания там, где это необходимо.

Dear _____

I'm writing to tell you about _____

I live in _____

My house _____

There are _____

On the ground floor _____

On the first floor _____

My room is on _____

It is _____

There is _____

What about _____ ?

What can you _____ ?

I hope _____

Best _____

№ 5

Напиши письмо своему другу по переписке. Расскажи ему о домашнем животном, которое ты хочешь получить в подарок на день рождения. Закончи приведённые ниже предложения. Расставь знаки препинания там, где это необходимо.

Dear _____

Hi! I'm writing to tell you about _____

Soon I will have _____

I would like to get _____

I will call him/her _____

I will _____

When my friends come to my place, _____

We also can _____

It will be _____

There is _____

What about _____ ?

What would you like _____ ?

I hope _____

Best _____

№ 6

Напиши письмо своему другу по переписке. Расскажи ему о том, как ты отпраздновал(-а) свой день рождения. Закончи приведённые ниже предложения. Расставь знаки препинания там, где это необходимо.

Dear _____

I'm writing to tell you about _____

I was born on _____

I celebrated my last birthday _____

My mother _____

My friends _____

When my friends came to my place, _____

Then we _____

It was _____

I would like _____

What about _____ ?

How many _____ ?

I hope _____

Best _____

№ 7

Напиши письмо своему другу по переписке. Расскажи ему о том, какие подарки ты получил(-а) на Новый год. Закончи приведённые ниже предложения. Расставь знаки препинания там, где это необходимо.

Dear _____

I'm writing to tell you about _____

New Year is _____

I usually celebrate _____

They give me _____

Last year I got _____

I was _____

When my friends came to my place, _____

I would like to show _____

What about _____ ?

How many _____ ?

What _____ ?

I hope _____

Best _____

№ 8

Напиши письмо своему другу по переписке. Расскажи ему о том, как ты празднуешь свой любимый праздник. Закончи приведённые ниже предложения. Расставь знаки препинания там, где это необходимо.

Dear _____

I'm writing to tell you about _____

My favourite holiday is _____

I usually celebrate _____

My parents like to _____

We _____ together.

I like to _____

I also love decorating _____

When my friends come to my place, _____

What about _____ ?

How _____ ?

What _____ ?

I hope _____

Best _____

№ 9

Напиши письмо своему другу по переписке. Расскажи ему о том, что ты обычно делаешь по утрам. Закончи приведённые ниже предложения. Расставь знаки препинания там, где это необходимо.

Dear _____

Hi! I'm writing to tell you about _____

I do _____

I make my _____

I wash my _____

I clean my _____

Then I go to _____

My mother usually cooks _____

I eat _____ and drink _____

After breakfast I _____

What do you _____ ?

Who usually _____ ?

No I hope _____

Best _____

№ 10

Напиши письмо своему другу по переписке. Расскажи ему о своём уроке английского языка. Закончи приведённые ниже предложения. Расставь знаки препинания там, где это необходимо.

Dear _____

Hi! I'm writing to tell you about _____

I have English lessons _____

When my teacher comes into the classroom, _____

The lesson _____

First the teacher asks _____

Then I usually go to _____

Some pupils are not ready _____

We read _____ and write _____

At the end of the lesson _____

After the lesson I _____

What do you _____ ?

Who usually _____ ?

I hope _____

Best _____

ПОВЫШЕННЫЙ УРОВЕНЬ

№ 1

Бен хочет найти друга по переписке из России.

Прочитай письмо Бена и опиши свою квартиру. Используй письмо Бена как образец для твоего письма. Ответь на вопросы Бена и задай свои вопросы. В твоём письме должна быть следующая информация:

- ✓ как тебя зовут;
- ✓ о твоей квартире;
- ✓ о твоей комнате;
- ✓ о том, что ты делаешь вместе с родителями, когда вы дома.

Dear friend,

My name is Ben. I'm writing to tell you about my flat. My family and I live in a very big flat. We have four rooms, two bathrooms, and a kitchen. Have you got a large or a small flat? My room is light and comfortable. There are two windows in it. There is a bed, an armchair, a desk, a wardrobe and a bookcase in my room. What pieces of furniture do you have in your room? In the evenings I love sitting in the living — room with my parents. We usually watch TV, talk and have a lot of fun. What do you usually do with your parents when you are at home?

I hope to hear from you soon!

Best wishes,

Ben

№ 2

Джон хочет найти друга по переписке из России. Прочитай письмо Джона и напиши о своих увлечениях. Используй письмо Джона как образец для твоего письма. Ответь на вопросы Джона и задай свои вопросы. В твоём письме должна быть следующая информация:

- ✓ как тебя зовут;
- ✓ какие книги ты любишь читать;
- ✓ играешь ли ты в футбол;
- ✓ есть ли у тебя компьютер;
- ✓ что ты любишь делать в свободное время.

Dear friend,

Hi! My name is John. I'm writing to tell you about my hobbies. I have many hobbies. I love studying and reading. In the evenings I usually read an interesting story. I like to read stories about animals. What books do you like to read? I also like to play with my friends outdoors, at the sports-ground or at the stadium. We like to play football. Can you play football? Sometimes I watch TV with my father and play computer games. I have a lot of fun. Have you got a computer? What do you like to do when you have free time?

I hope to hear from you soon!

Best wishes,

John

№ 3

Лиза хочет найти друга по переписке из России. Прочитай письмо Лизы и напиши, что ты обычно делаешь днём и по вечерам. Используй письмо Лизы как образец для твоего письма. Ответь на вопросы Лизы и задай свои вопросы. В твоём письме должна быть следующая информация:

- ✓ как тебя зовут;
- ✓ кто обычно готовит в твоей семье;
- ✓ умеешь ли ты кататься на велосипеде;
- ✓ что ты обычно делаешь днём и вечером.

Dear friend,

My name is Liz. I'm writing to tell you about my afternoon and evening. I finish my school day at three o'clock in the afternoon. I go home and have dinner. My mother usually cooks it. Who usually cooks in your family? After dinner I like to ride my bicycle in the park. Can you ride a bike? Then I sit at my desk and start doing my homework. In the evening my parents invite me to have supper. Then I help my mother about the house and my father checks my homework. After supper we can watch TV together. At nine o'clock in the evening I go to bed. What do you usually do in the afternoon and in the evening?

I hope to hear from you soon!

Best wishes,

Liz

№ 4

Дана хочет найти друга по переписке из России. Прочитай письмо Даны и напиши, что ты обычно делаешь в воскресные дни. Используй письмо Даны как образец для твоего письма. Ответь на вопросы Даны и задай свои вопросы. В твоём письме должна быть следующая информация:

- ✓ как тебя зовут;
- ✓ помогаешь ли ты маме готовить завтрак;
- ✓ что ты обычно делаешь после завтрака;
- ✓ как ты проводишь воскресные вечера.

Dear friend,

My name is Dana. I'm writing to tell you how I spend my Sundays. I like Sundays because I can sleep longer and get up late. I open the window, make my bed and go to the kitchen. I see my parents there. My father reads a newspaper and my mother cooks breakfast. I start laying the table. Do you help your mother to cook breakfast? After breakfast I help my parents about the house. What do you usually do after breakfast on Sunday? After dinner we go shopping or visit our grandparents. In the evening I prepare my school bag and then go to bed. How do you spend your Sunday evening?

I hope to hear from you soon!

Best wishes,

Dana

№ 5

Алиса хочет найти друга по переписке из России. Прочитай письмо Алисы и напиши о своём классе. Используй письмо Алисы как образец для твоего письма. Ответь на вопросы Алисы и задай свои вопросы. В твоём письме должна быть следующая информация:

- ✓ как тебя зовут;
- ✓ где расположена твоя классная комната;
- ✓ сколько окон в твоём классе;
- ✓ что находится в твоём классе.

Dear friend,

Hi! My name is Alice. I'm writing to tell you about my classroom. My classroom is situated on the second floor. Where is your classroom situated? My classroom is big and bright. There are four windows and a door in it. The door is white. It is decorated with posters. How many windows are there in your classroom? In the classroom there are also 15 desks, a teacher's desk, four bookcases and a big blackboard. There are pictures and photos on the walls. In the corner of the classroom we have a rest zone with toys and board games. What do you have in your classroom?

I hope to hear from you soon!

Best wishes,

Alice

№ 6

Джеймс хочет найти друга по переписке из России. Прочитай письмо Джеймса и опиши свою школу. Используй письмо Джеймса как образец для твоего письма. Ответь на вопросы Джеймса и задай свои вопросы. В твоём письме должна быть следующая информация:

- ✓ как тебя зовут;
- ✓ в какой школе ты учишься;
- ✓ где расположена твоя школа;
- ✓ что находится внутри школы;
- ✓ есть ли около твоей школы спортивная площадка.

Dear friend,

My name is James. I'm writing to tell you about my school. I study at Bell The Leys School and where do you study? My school is a modern building in the centre of the city and where is your school situated? My school is large and light. On the ground floor there is a cloakroom, a canteen, a headmaster's office and classrooms for young learners. On the first floor there is a library, a teacher's room and 8 classrooms. On the second floor there is a gym, a concert hall and some laboratories. What can I see at your school? There are many trees and plants in front of our school. The sport's ground is behind the school. Do you have the sport's ground behind your school?

I hope to hear from you soon!

Best wishes,

James

№ 7

Стефан хочет найти друга по переписке из России. Прочитай письмо Стефана и опиши весну в своём городе. Используй письмо Стефана как образец для твоего письма. Ответь на вопросы Стефана и задай свои вопросы. В твоём письме должна быть следующая информация:

- ✓ как тебя зовут;
- ✓ в каком городе ты живёшь;
- ✓ какая погода бывает весной в твоём городе;
- ✓ любишь ли ты весну в своём городе.

Dear friend,

My name is Stephan. I'm writing to tell you about spring in my city. I live in Sochi. Sochi is a very beautiful city in spring. What city do you live in? Spring is usually warm and sunny here. The sun shines and the sky is blue. There are no clouds in the sky but sometimes it rains. What is the weather like in your city in spring? I like spring very much. I can go to the park with my parents or friends. Everything around is green, red, yellow and orange there. I can ride a bike, play badminton or eat ice-cream in a cafe. What about you? Do you like spring?

I hope to hear from you soon!

Best wishes,

Stephan

№ 8

Синди хочет найти друга по переписке из России. Прочитай письмо Синди и расскажи, как ты проводишь лето. Используй письмо Синди как образец для твоего письма. Ответь на вопросы Синди и задай свои вопросы. В твоём письме должна быть следующая информация:

- ✓ как тебя зовут;
- ✓ считаешь ли ты лето прекрасным временем года;
- ✓ любишь ли ты смотреть на звёзды по ночам;
- ✓ что ты ешь летом;
- ✓ что ты обычно делаешь летом.

Dear friend,

Hi! My name is Sindy. I'm writing to tell you how I usually spend my summer. Summer is a beautiful season, isn't it? The weather is usually very hot and dry, it seldom rains. The sky is blue and I can see a lot of stars in the sky at night. Do you like to watch the stars at night? In summer I always eat a lot of fruit and vegetables. My mother often cooks tasty salads. What do you eat in summer? Every year in summer I go to the country or to the camp. There I can swim, play on the open air and hike in the mountains. Sometimes I pick mushrooms and berries in the forest. What do you usually do in summer?

I hope to hear from you soon!

Best wishes,

Sindy

№ 9

Карл хочет найти друга по переписке из России. Прочитай письмо Карла и расскажи о том, что можно посмотреть в твоём городе. Используй письмо Карла как образец для твоего письма. Ответь на вопросы Карла и задай свои вопросы. В твоём письме должна быть следующая информация:

- ✓ как тебя зовут;
- ✓ в каком городе ты живёшь;
- ✓ гуляешь ли ты с родителями по городу;
- ✓ какие достопримечательности можно увидеть в твоём городе.

Dear friend,

Hi! My name is Carl. I'm writing to tell you about my city. I live in Rostov — on — the-Don. Where do you live? My city is old and beautiful. I like to go for a walk with my parents. We usually go to the city centre. Do you go for a walk with your parents? We can walk along the streets to the square. On one side of the square there is a big green park. On the other side there is a bank and a shopping centre. Opposite the bank there is a modern hotel. Near the hotel there are many new buildings: cafes, a cinema, a post-office and a library. What can I see in your city?

I hope to hear from you soon!

Best wishes,

Carl

№ 10

Генри хочет найти друга по переписке из России. Прочитай письмо Генри и расскажи о своей стране — о России. Используй письмо Генри как образец для твоего письма. Ответь на вопросы Генри и задай свои вопросы. В твоём письме должна быть следующая информация:

- ✓ как тебя зовут;
- ✓ в какой стране ты живёшь;
- ✓ какие города есть в России;
- ✓ как называется столица России;
- ✓ на каком языке говорят в России.

Dear friend,

My name is Henry. I'm writing to tell you about my country. I live in Great Britain. Where do you live? Great Britain is smaller than Russia. There are no high mountains in Great Britain. There are many large towns here. Do you have large or small towns in Russia? The capital of Great Britain is London. What is the capital of your country? Great Britain is a rainy country but I love it. The south of the country is very green and beautiful. People speak English in Great Britain. What language do people speak in Russia?

I hope to hear from you soon!

Best wishes,

Henry

РАЗДЕЛ 3. ЛЕКСИКА

**Какие цвета я знаю.
Памятка**

Black	чёрный
Blue	синий
Bright	яркий
Brown	коричневый
Colorful	пёстрый
Dark	тёмный
Green	зелёный
Grey	серый
Light	светлый
Orange	оранжевый
Red	красный
Violet	фиолетовый
White	белый
Yellow	жёлтый

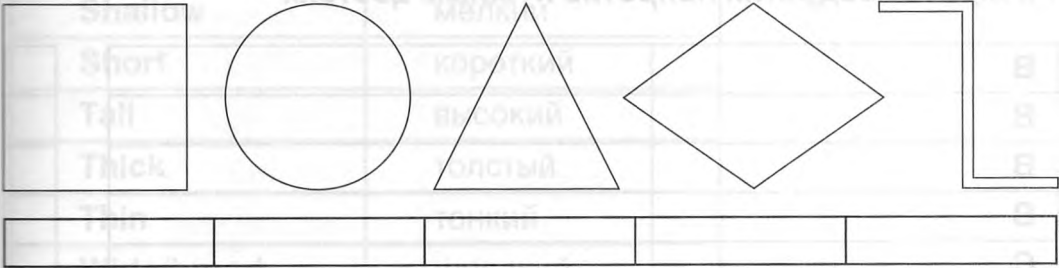
РАБОТА С ПАМЯТКОЙ

Задание 1

Знаешь ли ты ещё какие-нибудь цвета? Напиши их в таблицу.

Задание 2

Раскрась геометрические фигуры в разные цвета и подпиши названия цветов по-английски.



Задание 3

Придумай начало предложения. Заполни пропуски словами или выражениями:

1. My _____ is black.
2. _____ is blue.
3. _____ is bright.
4. _____ is brown.
5. _____ is colorful.
6. _____ is dark.
7. _____ is green.
8. _____ is grey.
9. _____ is light.
10. _____ is orange.
11. _____ is red.
12. _____ is violet.
13. _____ is white.
14. _____ is yellow.

Задание 4

Посмотри на первую букву слова. Вспомни, название какого цвета начинается с этой буквы. Запиши его в первой колонке. Во второй колонке запиши название любого предмета этого цвета. Раскрась квадратик напротив нужным цветом.

B		
B		
B		
B		
C		
D		
G		
G		
L		
O		
R		
V		
W		
Y		

**Какими могут быть предметы?
Памятка**

Deep	глубокий
Far	далёкий
Huge	огромный
Large/big	большой
Little	маленький

Long	длинный
Low	низкий
Narrow	узкий
Near	близкий
Shallow	мелкий
Short	короткий
Tall	высокий
Thick	толстый
Thin	тонкий
Wide/broad	широкий

РАБОТА С ПАМЯТКОЙ

Задание

Подбери к существительным по смыслу прилагательные, обозначающие размер. Запиши прилагательные в первую колонку, а перевод словосочетания в третью.

	village	
	box	
	way	
	lane	
	period	
	man	
	actress	
	valley	
	wood	
	waters	
	table	
	kitten	
	mountain	
	lake	

Какая форма бывает у предметов? Памятка

Flat/plane	плоский
Oval	овальный
Round	круглый
Square	квадратный
Straight	прямой
Triangular	треугольный

РАБОТА С ПАМЯТКОЙ

Задание

Переведи словосочетания устно: плоское зеркало, горизонтальная дорога, овальное лицо, круглый стол, квадратное кресло, прямой нос, треугольная шляпа.

Какая поверхность бывает у предметов? Памятка

Hard	твёрдый
Rough	шероховатый
Sharp	острый
Smooth	гладкий
Soft	мягкий

РАБОТА С ПАМЯТКОЙ

Задание

Посмотри на предметы, которые тебя окружают, и опиши их:

- ✓ *какого они цвета;*
- ✓ *какого они размера;*
- ✓ *какой они формы;*
- ✓ *какая у них поверхность;*
- ✓ *для чего ты используешь этот предмет.*

**Какая бывает погода.
Памятка**

Cold	холодная
Cool	прохладная
Dry	сухая
Fresh	свежая
Frosty	морозная
Hot	жаркая
Rainy	дождливая
Snowy	снежная
Warm	тёплая
Wet	мокрая/влажная
Windy	ветреная

РАБОТА С ПАМЯТКОЙ

Задание

- ✓ *посмотри в окно и опиши погоду.*
- ✓ *расскажи, какая бывает погода в разное время года.*
- ✓ *расскажи, какая обычно погода устанавливается на Новый год.*
- ✓ *расскажи о погоде в Лондоне осенью.*
- ✓ *расскажи, какая обычно погода в твоём городе бывает 8 марта.*

Какой вкус бывает у продуктов? Памятка

Bitter	горький
Salty	солёный
Sour	кислый
Strong	крепкий
Sweet	сладкий
Tasteless	безвкусный
Tasty/delicious	вкусный

РАБОТА С ПАМЯТКОЙ

Задание

Посмотри на список продуктов и распредели их на вкусовые категории.

Запиши названия продуктов в колонку справа.

Sausage, ham, chicken, pepper, beetroot, cabbage, mushroom, black radish, olives, grapes, lemon, mango, rice, chilly, cream, cottage cheese, cookie, fancy cake, sardines, shrimps, milk shake, lemonade, coffee, tea, soda-water.

Bitter	
Salty	
Sour	
Strong	
Sweet	
Tasteless	
Tasty / delicious	


**Какие звуки нас окружают?
Памятка**

Calm/ Quiet/ Soft	тихий
Loud	громкий
Low	низкий/тихий
Noisy	шумный
Pleasant	приятный
Sharp	резкий

РАБОТА С ПАМЯТКОЙ

Задание

Посмотри на картинку с музыкальными инструментами (saxophone, accordion, guitar, drums, lip accordion, violin, xylophone, grand piano) и скажи, какие звуки они издают.



**Как можно охарактеризовать человека?
Памятка**

Absent-minded	рассеянный
Attentive /Careful	внимательный
Careless	невнимательный
Clever	умный
Dull	тупой
Gifted	одарённый
Lazy	ленивый
Mad/crazy	сумасшедший
Silly/stupid	глупый
Skillful	умелый
Sly	хитрый
Talented	талантливый
Wise	мудрый

РАБОТА С ПАМЯТКОЙ

Задание

Посмотри на картинки с героями сказок и скажи, какие качества им присущи. Раскрась картинки.



Какое настроение бывает у людей?
Памятка

Cheerful	бодрый
Glad	довольный
Happy	радостный
Joyful/ Merry	весёлый
Sad	печальный
Sorry	огорчённый
Unhappy	недовольный
Upset	расстроенный

РАБОТА С ПАМЯТКОЙ

Задание

✓ Опиши своего лучшего друга и расскажи, какое у него обычно настроение.

✓ Вспомни любой эпизод из своей жизни, который произошёл недавно. Опиши его и расскажи, какое у тебя было настроение.

**Эмоциональная оценка людей,
событий, ситуаций.
Памятка**

Angry	злой
Awful/ Terrible	ужасный
Bad	плохой
Beautiful/ Lovely	красивый
Boring	скучный
Dangerous	опасный
Excellent	превосходный
Excited	взволнованный
Exciting	волнующий
Fearful	страшный
Frightened/scared	испуганный
Good	хороший
Handsome	привлекательный
Hurt	обиженный
Interesting	интересный


Nice	милый
Perfect	совершенный
Pleasant	приятный
Pretty	хорошенький
Strange	странный/незнакомый
Surprised	удивлённый
Ugly	уродливый
Unpleasant	неприятный
Wonderful	чудесный

РАБОТА С ПАМЯТКОЙ

Задание

Посмотри на картинку и скажи, какие эмоции испытывают сейчас ёжики.

Впиши свою эмоциональную оценку в табличку под картинкой. Ты можешь описать нескольких ёжиков.



The hedgehog is _____

**Какое отношение бывает
к другим людям?
Какие качества мы проявляем
в общении и действиях?
Памятка**

Brave	храбрый
Changeable	переменчивый
Cowardly	трусливый
Disobedient	непослушный
Friendly	дружелюбный
Generous	щедрый
Good	хороший
Greedy	жадный
Kind	добрый
Obedient	послушный
Polite/gentle	вежливый
Proud	гордый
Rude/rough	грубый
Selfish	эгоистичный
Shy	стеснительный
Sociable	общительный
Strict	строгий
True/faithful	верный
Unselfish	бескорыстный

РАБОТА С ПАМЯТКОЙ

Задание

Посмотри на картинку и скажи, какие качества эти люди могут проявлять в общении и действиях.



**Физическая
характеристика
и состояние.**

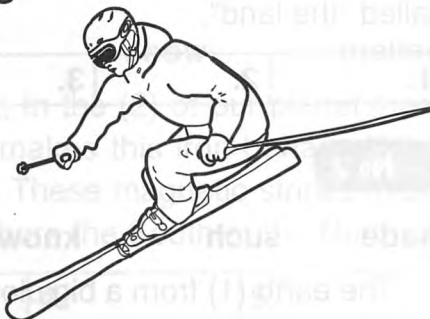
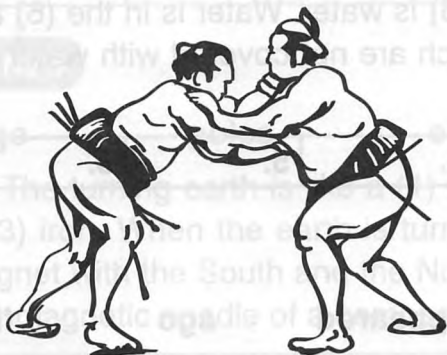
Памятка

Cheerful	бодрый
Fat	тучный
Healthy / fit	здоровый
Lean	худощавый
Sick / ill	больной
Sleepy	сонный
Slim	стройный
Strong	сильный
Tired	усталый
Weak	слабый

РАБОТА С ПАМЯТКОЙ

Задание

Посмотри на картинку и скажи, какими видами спорта занимаются люди, чтобы быть сильными, здоровыми и красивыми. Какие ещё виды спорта ты знаешь?



УПРАЖНЕНИЯ К РАЗДЕЛУ «ЛЕКСИКА»

ЗАДАНИЕ ДЛЯ УПРАЖНЕНИЙ

Прочитай текст. Определи, какие слова пропущены. Заполни пропуски в тексте, используя слова, приведённые перед текстом. Замени на эти слова цифры в скобках. Впиши ответы в таблицу.

№ 1

earth about huge weighs runs seas

The earth is a (1) stony ball. It (2) on its orbit in space. Its speed is (3) 3000 meters per second. It (4) 6 billions trillions tons. About 2/3 of stony surface (поверхность) of the (5) is water. Water is in the (6) and oceans. Those parts of the earth which are not covered with water are called "the land".

1.	2.	3.	4.	5.	6.
----	----	----	----	----	----

№ 2

made such know appeared ago flew

The earth (1) from a big cloud. This cloud (2) in the space. People (3) that the earth was born near 455 million years (4). It was formed from a large cloud of dust and gas. The dust turned around the sun. The dust (5) huge stones. The stones faced and kicked each other, stuck together and made planets. The earth is one of (6) planets.

1.	2.	3.	4.	5.	6.
----	----	----	----	----	----

№ 3

raining stones oceans began cool millions

When the earth (1) to get colder, the seas and oceans appeared. Volcanoes gave gas, steam and (2) from the depth of the earth. When

the earth was (3) again, steam turned into water drops and many clouds appeared. It began (4). There were many rains (5) of years ago. Thus the seas and (6) appeared.

1.	2.	3.	4.	5.	6.
----	----	----	----	----	----

№ 4

turns place hours parts night look

There is a day and a (1) when the earth goes around the sun. Every 24 (2) any part of the earth (3) to the sun and then turns away from it. When some parts of the earth (4) at the sun, it's a day. When these (5) of the earth are from another side of the sun, the night comes. On what side of the sun is the (6) where you are now?

1.	2.	3.	4.	5.	6.
----	----	----	----	----	----

№ 5

huge poles centre show melted

The turning earth is like a (1) magnet. In the (2) of our planet there is (3) iron. When the earth is turning, it makes this iron behave like a magnet with the South and the North (4). These magnetic stripes make the magnetic needle of a compass (5) where the South or the North is.

1.	2.	3.	4.	5.
----	----	----	----	----

№ 6

ball temperature call metals hot hard

In the centre of the Earth there is a big metal (1). People (2) it "kern" (ядро). Its diameter is 2500 km. It consists of iron and nickel. It is very (3). Its (4) is 6000 degrees. All the (5) melt when the temperature is so high. But in the kern the metals are (6) because they are very heavy and close to each other.

1.	2.	3.	4.	5.	6.
----	----	----	----	----	----

№ 7

houses comes electricity steam computers use

In Iceland people (1) the steam which is inside the earth for electricity. This (2) goes to electric stations. Electricity (3) to people's (4) on wires (по проводам). (5) gives energy to electric devices (приборам): lamps, TV-sets and (6).

1.	2.	3.	4.	5.	6.
----	----	----	----	----	----

№ 8

lie water soft bathe different comfortable

Some people like to (1) in mud (грязь). Mud can make our skin gentle and (2). There are special mud sources (источники) in (3) parts of nature. They appear when mountains turn into fine dust. When this dust mixes with (4), it becomes mud. Mud can boil and bubble. Its temperature is (5) enough for people to (6) there.

1.	2.	3.	4.	5.	6.
----	----	----	----	----	----

№ 9

freezes holes walls pieces break weather

The ice can (1) the rocks. When the (2) is very cold, the water goes into the (3) of the rocks and freezes there. When the water (4), its volume (объем) gets larger. The ice presses on (5) of the rocks and breaks them. A huge mountain can break into small (6) in a very short period of time.

1.	2.	3.	4.	5.	6.
----	----	----	----	----	----

№ 10

dig thick animals grows plants get seed living

Animals and (1) can break the stones and mountains. Sometimes a (2) of a plant falls into the hole of a stone. Later the tree (3) and its (4) roots start breaking the mountain. Tiny (крошечные) (5) beings — the lichens (лишайники) can melt the surface of the stone. They want to (6) minerals from the stones. Some (7), for example moles (кроты) (8) the holes in the ground and break up the stones there.

1.	3.	5.	7.
2.	4.	6.	8.

№ 11

become takes throw sharpen rivers sand

When people (1) stones into the water, for example, into the (2) and seas, the stones always (3) smaller. Water gradually (4) the stones. Water also (5) minerals from stones. The (6) in the seas and oceans erases (стирает) the stones, too.

1.	2.	3.	4.	5.	6.
----	----	----	----	----	----

№ 12

small takes result mountains fall heavy

The wind can turn the (1) into dust, but when it happens it always (2) a lot of time. (3) winds throw the dust and sand into mountains. As a (4), tiny parts of mountains (5) down. Then the wind take all (6) parts of the mountains away. Gradually the mountain can disappear.

1.	2.	3.	4.	5.	6.
----	----	----	----	----	----

№ 13

some one later shells a lot of die

Chalk consists of millions of (1) and bones of tiny sea animals. In (2) drop of sea water there are (3) alive sea organisms. (4) of them have got shells with holes in them. When the organisms (5), their shells fall on the bottom of the sea. (6), they turn into chalk.

1.	2.	3.	4.	5.	6.
----	----	----	----	----	----

№ 14

walked into put tell years see found eggs

Dinosaurs died many (1) ago. Dead dinosaurs turned (2) stones. People (3) their huge bones and (4) them in special museums. We can also (5) dinosaurs' teeth, skin and (6) there. When dinosaurs (7) on the silt (ил) they left their footprints there. These footprints can (8) us how dinosaurs could run and jump.

1.	3.	5.	7.
2.	4.	6.	8.

№ 15

tops born younger mountains highest sharp

The (1) mountains on the earth are the most high. The (2) mountain is Chomolungma or Everest. It was (3) 15 millions years ago. The tops of younger mountains are (4). The wind breaks the (5) of softer mountains. That's why the old (6) are not so high as the young mountains.

1.	2.	3.	4.	5.	6.
----	----	----	----	----	----

№ 16

covered look find sand yellow dig golden shine

People can find gold in the (1). Gold can (2) like a (3) dust, a stone or a part of a mountain. The wind takes (4) dust and stones everywhere. Later people (5) them or (6) them out of the ground. This gold doesn't (7) because it is (8) with black slick (пленка).

1.	3.	5.	7.
2.	4.	6.	8.

№ 17

which air clouds colder countries shines rises brings

The clouds appear in the (1) over the oceans. When the sun (2) and heats a surface of the water, some water evaporates (испаряется). Gas (3) is called water steam (4) in the air. When the gas gets (5) it makes (6) in the sky. The wind (7) the clouds to different (8) and continents.

1.	3.	5.	7.
2.	4.	6.	8.

№ 18

snow warm snowflakes ground so upper drops ice

Snowflakes (снежинки) are born on the (1) parts of the clouds. These parts are (2) cold that water freezes and turns into (3). When (4) grow, they fall down through the cloud. If there is (5) air in the cloud, snowflakes melt and become (6) of rain. If the air in the cloud is cold, they fall down on the (7) and become the (8).

1.	3.	5.	7.
2.	4.	6.	8.

№ 19

hot cars vacuum cleaner drop
buildings quickest fast reach

Tornado is the (1) wind in the world. Its speed can (2) 500 km per hour. When the ground is too (3), tornado can appear. The air rises (4) and acts like a (5). It can break up the (6), rise (7) in the air and (8) them on the ground from the sky.

1.	3.	5.	7.
2.	4.	6.	8.

№ 20

famous rains dry some map deserts

The most (1) places on the earth are deserts (пустыни). In many (2) it rains a little every year, but in (3) of them there are no (4) at all. You can find all the deserts on the (5). The most (6) of them are: the Sahara, the Kalahari, the Gobi.

1.	2.	3.	4.	5.	6.
----	----	----	----	----	----

№ 21

both well different beautiful drink trees

Oasis is a constant water source (источник) in a desert. As a rule, oasis is a very (1) place. It can be a spring (родник), a (2) or any basin filled with water. (3) and bushes grow on the (4) sides of the basin. (5) animals come there from the desert to (6) water.

1.	2.	3.	4.	5.	6.
----	----	----	----	----	----

№ 22

round summer plants dangerous far enough tropical those

Grasslands — plains and meadows- are the places where there is too much water to make a desert and not (1) water for (2) and trees. In (3) grasslands it is hot all the year (4). Sometimes it can be (5) for people. (6) plains which are (7) from tropics are warm in (8) and cold in winter.

1.	3.	5.	7.
2.	4.	6.	8.

№ 23

love middle lions allows wild grass feed together

On the grasslands there are many (1) animals. In Africa zebras (2) themselves with the tops of the trees, antelopes of a gnu eat the (3) parts of the trees and gazelles (4) eating young sprouts (побеги). It (5) them to graze (пастись) (6). Hunters, for example (7), eat those animals which eat (8) and plants.

1.	3.	5.	7.
2.	4.	6.	8.

№ 24

planet needles climate types save around

There are three main (1) of forests. They are pine forests, woods of a temperate (2) and tropical forests. Pine forests make huge woods which are (3) the North of our (4). These trees (5) their leaves- (6) all the year round. The seeds of pine trees are in the cones (шишки).

1.	2.	3.	4.	5.	6.
----	----	----	----	----	----

№ 25

almost colorful green live among wet touch known

Huge trees in (1) tropical forests make thick overgrowth (заросли). These trees have everlasting (2) leaves and their tops (3) each other. In wet tropical forests it is raining (4) every day. 3/4 of all (5) kinds of animals and plants (6) in tropical woods. (7) them are huge hairy bird spiders, (8) frogs and spotty cane cats.

1.	3.	5.	7.
2.	4.	6.	8.

№ 26

place wide flow change usually calmer

Rivers can (1) on their way to the sea. Rivers (2) begin on the hills and mountains. They are not (3) there and they (4) very fast. When the river comes out to the plain it becomes wider and (5). The (6) where the river falls into the sea is called the river mouth.

1.	2.	3.	4.	5.	6.
----	----	----	----	----	----

№ 27

**away powerful happens seaweeds
height bright lakes waterfalls**

Water of some lakes can be very (1) and colorful. It (2) because of tiny organisms which live in the water. They are (3) or minerals. Some (4) appeared in the craters (в кратерах). Sometimes water washes (5) the mountains and makes (6). Waterfalls can be only some centimeters in (7) or overthrow from the rock as a (8) stream.

1.	3.	5.	7.
2.	4.	6.	8.

№ 28

waves wash columns changing rocks seaside

The seaside is (1) all the time. The line where the land borders with the sea is called « (2) ». In many places the (3) break up and (4) the land there away. On coastal (5) they create caves and arches (пещеры и арки). Later these arches break up, too and only vertical (6) are left.

1.	2.	3.	4.	5.	6.
----	----	----	----	----	----

№ 29

far volcanoes bottom deep along them shallow cross

The oceans are so (1) that there are many mountains under (2). When we walk (3) the ocean shore, water is very (4) there. But (5) from the shore the water can be very deep — about 8 km. The (6) of the ocean is a plain. Mountain chains (7) the plain. Dead (8) can also make underwater mountains.

1.	3.	5.	7.
2.	4.	6.	8.

№ 30

salt build way alive islands stony protect jelly

Tiny (1) organisms can (2) islands in the oceans. Corals (кораллы) have jelly bodies as (3) fish do, but they live in colonies from million individuals. Corals build (4) houses made from (5). This is the (6) they (7) themselves from fish. In the Pacific Ocean and in the Indian Ocean coral buildings enlarge and make (8) around the dead volcanoes.

1.	3.	5.	7.
2.	4.	6.	8.

№ 31

oxygen another forms because life could

There are millions of (1) of lives on our planet. Still people (2) not find life anywhere else. Alive beings survived (выжили) on the earth (3) our planet is warm. It has got water and (4) in the atmosphere. If people can find (5) planets with such characteristics they will see that (6) exists (существует) there, too.

1.	2.	3.	4.	5.	6.
----	----	----	----	----	----

№ 32

**sunlight see crawfish people's tiny
smaller small plants**

A lot of alive beings on the earth are (1). They are so (2) that people can't (3) them. Whale shark is the largest fish on our planet. It eats crawfish which look like shrimps. (4), in their turn, feed themselves with (5) organisms which look like (6). They are called planktons (планктоны). Plankton feeds itself with (7) and sea water. We can find tiny bacteria in the ground and on (8) skin.

1.	3.	5.	7.
2.	4.	6.	8.

№ 33

clouds without spring food nests sunshine bats mineral

Animals can't live (1) plants. They get (2) from water, (3), air and (4) salt. If plants die, all animals will die, too. In dry days mosquitoes and midges (комары и мошки) make (5) not high from the ground. In (6) and autumn the flocks of birds fly to the different parts of the world to build (7). In summer nights (8) hunt mosquitoes which fly in the air.

1.	3.	5.	7.
2.	4.	6.	8.

№ 34

important use clothes immediately materials cans

People get many useful and (1) materials from the earth. People make (2), buildings, furniture and bottles from these (3). Some of them we can (4) for a long time. The others like can (жесть) which (5) are made from people throw away (6) after usage.

1.	2.	3.	4.	5.	6.
----	----	----	----	----	----

№ 35

special new metal future products carefully end need

In (1) the stores of many necessary materials can come to an (2). People get (3) from mountains. Wood is a material which we get from the trees. People (4) it to make paper. (5) trees grow not so fast. That's why people should use paper (6). People must throw bottles in (7) containers. We can get new (8) from glass and plastic.

1.	3.	5.	7.
2.	4.	6.	8.

№ 36

**about save switch breathing study
simple keep gather national protect**

People can (1) plants and animals. Vast areas of lands were turned into (2) parks and reserves (заповедники) where people can (3) nature. Thus we can (4) wild animals and plants. The age of the earth is (5) five billion years. It's alive (6) planet. People must (7) it clean. We must (8) off the light to save electricity and (9) the litter — these are (10) things which everyone can do.

1.	3.	5.	7.	9.
2.	4.	6.	8.	10.

№ 37

make star depth energy dark
closer gets spots brightly impossible

The sun is a (1). It looks much different than another stars because it is (2) to the earth. Most stars are so far from the earth that people can see only small (3) in the sky. Without the sun the life on the earth is (4). In the (5) of the sun there is strong (6). Thanks to this energy gas (7) hotter and shines (8). The light and heat (жар) (9) the planet warm. Without them it would be a (10) dead desert.

1.	3.	5.	7.	9.
2.	4.	6.	8.	10.

№ 38

middle on forces make orbit sun space stay

The sun is in the (1) of planet's family. Together with the (2) they make solar system. The planets (3) around the sun due to the invisible (невидимые) (4) of gravity (силы тяготения). Those forces (5) us stay on the earth and don't allow us to fly into (6). Each planet goes around the sun (7) its own way. This way is called "an (8)".

1.	3.	5.	7.
2.	4.	6.	8.

№ 39

ancient cosmonauts name journey millions happens

If (1) come to Mars, their (2) will take more than 6 months. If it (3) they must take all the necessary things with them. There is the biggest volcano on Mars. Its (4) is Olymp. This volcano is very (5). It grew (6) of years ago.

1.	2.	3.	4.	5.	6.
----	----	----	----	----	----

№ 40

shade objects dangerous freely comfortable
weight ships North oven great

Space is not a (1) place for living. Near the open Sun it is as hot as in the (2) and in the (3) it is as cold as in the (4) pole. Solar radiation is very (5) for cosmonauts. Micro-meteorites and the parts of space (6) are flying with (7) speed. They can break up the top of the ship. All the (8) in the ship are floating (9) because they have no (10).

1.	3.	5.	7.	9.
2.	4.	6.	8.	10.

№ 41

tools real station bedroom in kitchen sleeping meals

Space (1) looks like a (2) house. It has got a (3) where cosmonauts cook (4) and eat. There is also a (5) — a small area where you can find (6) bags, a toilet, a bathroom, a gym. (7) special parts of the station there are (8) for making experiments.

1.	3.	5.	7.
2.	4.	6.	8.

№ 42

brought stepped back visited first went

For the (1) time the man (2) on the moon in 1969. It was an American astronaut Nil Armstrong. He (3) to the moon by the space ship Apollo — 11. After 1972 the expeditions to the moon came to an end. 10 American astronauts (4) the moon. They (5) the soil from the moon to the earth. Maybe later people will go (6) to the moon and build bases there to get useful minerals.

1.	2.	3.	4.	5.	6.
----	----	----	----	----	----

№ 43

creep hedgehogs forty visible soon legs teeth grow

Some sea stars have got more than (1) legs. If one of the (2) gets into the (3) of a hunter, sea star throw it down and use another legs to (4) away. (5) new legs (6). Some sea (7) wear seaweed, shells and sand grains (песчинки). It makes them less (8) for hunters.

1.	3.	5.	7.
2.	4.	6.	8.

№ 44

**swim grandparents rare bodies hour
massive length killed favourite modern**

White shark is one of the most (1) sea creatures. These (2) angry hunters (3) people thousands of times. They can (4) in the sea waters with the speed about 30 km per (5). White sharks are the biggest of all (6) sharks. The (7) of their (8) is over 12 meters. Their ancient (9) were much longer — over 30 meters. Their (10) food is seals.

1.	3.	5.	7.	9.
2.	4.	6.	8.	10.

№ 45

develop birth danger themselves front kids babies feel

The female of tiger shark can give (1) to more than forty (2). They (3) in the body of their mother in special bags. In the very first hours of their lives tiger sharks' (4) must protect (5) from their enemies (враги). They turn their heads from one side to another to (6) if there is any possible (7) behind or in (8) of them.

1.	3.	5.	7.
2.	4.	6.	8.

№ 46

fresh breathe whales stay dolphins
for sounds help people talk

Whales (киты) and (1) have to rise to the surface of the sea all the time because they need to (2) oxygen. Like (3), whales can breathe with the (4) of their lungs. Some of them can (5) in water (6) hours without any (7) air. (8) and dolphins (9) to each other with the help of (10) and songs.

1.	3.	5.	7.	9.
2.	4.	6.	8.	10.

№ 47

going chew cats swallow play whale

Killer whales (касатки) like (1) like to (2) with their food. When they are (3) to eat a seal (тюлень), they throw it high in the air. A (4) is the biggest dolphin in the world. Dolphins have got teeth and (5) the food before they (6) it.

1.	2.	3.	4.	5.	6.
----	----	----	----	----	----

№ 48

fight brothers elephants months lose
tons period male time lasts

Sea (1) got their names because they are the biggest seals on the earth. The (2) of the southern sea elephant can weigh more than 3,5 (3) and their northern (4) — over two tons. The (5) of their breeding (размножение) (6) for three (7). During this time the males stay on the land and (8) with their rivals (соперники). They can (9) their weight because they have less (10) for hunting.

1.	3.	5.	7.	9.
2.	4.	6.	8.	10.

№ 49

tortoises get puts only run children green lays

Sea (1) come out from water (2) to put their eggs in the sand. Their (3) are born on the shore. When they (4) out from the eggs, they (5) to the sea water. The tortoise usually (6) eggs on the shore it was born at. It makes a hole in the sand and (7) its eggs there. Females of (8) tortoises put over 800 eggs in a year.

1.	3.	5.	7.
2.	4.	6.	8.

№ 50

colour little Antarctic bones hide
southern white dive penguins back

In the (1) part of the world live more than 17 different kinds of (2). Most of them live in the cold (3). They eat fish, calamars and (4) crawfish. Black and (5) feathers can (6) them from wild hunters. When a penguin swims, his (7) is of the same (8) as water. Their (9) are very heavy. That's why they can (10) deeper than other sea animals.

1.	3.	5.	7.	9.
2.	4.	6.	8.	10.

РАЗДЕЛ 4. ГРАММАТИКА

Способы образования форм множественного числа существительных



Памятка

	Способ образования	Пример
1.	Прибавлением окончания -s к существительному в единственном числе	boy — boys (мальчик — мальчики) girl — girls (девочка — девочки) computer — computers (компьютер — компьютеры)
2.	Прибавлением окончания -es , если существительное в единственном числе оканчивается на -s, -ss, -sh, -ch или -x	class — classes (класс — классы) wish — wishes (желание — желания) inch — inches (дюйм — дюймы) box — boxes (ящик — ящики)
3.	Если существительное в единственном числе оканчивается на согласную, после которой следует y , то y заменяется на i , и добавляется окончание -es	city — cities (город — города) lady — ladies (дама — дамы)
4.	Если существительное в единственном числе оканчивается на гласную, после которой следует y , то добавляется окончание -s . Данное правило не относится к словам, оканчивающимся на -quy	essay — essays (сочинение — сочинения) monkey — monkeys (обезьяна — обезьяны) Однако: soliloquy — soliloquies (монолог — монологи)

	Способ образования	Пример
5.	Прибавлением окончания -s к некоторым существительным в единственном числе, оканчивающимся на -f	brief — briefs (сводка — сводки) chief — chiefs (руководитель — руководители) proof — proofs (испытание — испытания)
6.	В некоторых существительных, оканчивающихся на -f или -fe , множественное число образуется путём замены f на v и прибавлением окончания -es	wife — wives (жена — жёны) leaf — leaves (лист — листья) half — halves (половина — половины) self — selves (сам — сами) calf — calves (телёнок — телята) loaf — loaves (булка — булки) knife — knives (нож — ножи) elf — elves (эльф — эльфы) wolf — wolves (волк — волки) shelf — shelves (полка — полки)
7.	В составных существительных множественную форму принимает главное слово	commander-in-chief — commanders-in-chief (главнокомандующий — главнокомандующие) father-in-law — fathers-in-law (тесть — тести) mother-in-law — mothers-in-law (тёща — тётчи) brother-in-law — brothers-in-law (шурин — шурины) sister-in-law — sisters-in-law (золовка — золовки) passer-by — passers-by (прохожий — прохожие) looker-on — lookers-on (зритель — зрители)
8.	Если в составном существительном ни одно из слов, входящих в его состав, не является существительным, окончание множественного числа прибавляется к последнему слову	merry-go-round — merry-go-rounds (карусель — карусели) forget-me-not — forget-me-nots (незабудка — незабудки) grown-up — grown-ups (взрослый — взрослые)

	Способ образования	Пример
9.	Существительные латинского и греческого происхождения сохранили свою форму множественного числа	<p>alumnus — alumni (бывший ученик — бывшие ученики)</p> <p>analysis — analyses (анализ — анализы)</p> <p>focus — foci, focuses (фокус — фокусы)</p> <p>formula — formulae, formulas (формула — формулы)</p> <p>index — indices, indexes (указатель — указатели)</p>
10.	Некоторые существительные сохранили старые формы образования множественного числа	<p>child — children (ребёнок — дети)</p> <p>foot — feet (нога — ноги)</p> <p>goose — geese (гусь — гуси)</p> <p>louse — lice (вошь — вши)</p> <p>man — men (мужчина — мужчины)</p> <p>mouse — mice (мышь — мыши)</p> <p>ox — oxen (бык — быки)</p> <p>tooth — teeth (зуб — зубы)</p> <p>woman — women (женщина — женщины)</p>
11.	Некоторые существительные имеют форму множественного числа, идентичную форме единственного числа	<p>aircraft — aircraft (самолёт — самолёты)</p> <p>cod — cod (треска)</p> <p>deer — deer (олень — олени)</p> <p>moose — moose (лось — лоси)</p> <p>salmon — salmon (лосось)</p> <p>series — series (серия — серии)</p> <p>sheep — sheep (овца — овцы)</p> <p>spacecraft — spacecraft (космический корабль — космические корабли)</p> <p>species — species (вид — виды)</p> <p>swine — swine (свинья — свиньи)</p>
12.	Некоторые существительные в английском языке имеют только форму множественного числа	<p>Scissors (ножницы)</p> <p>tongs (щипцы)</p> <p>spectacles (очки)</p> <p>trousers (брюки)</p> <p>drawers (кальсоны)</p>

	Способ образования	Пример
		jeans (джинсы) breeches (бриджи) tights (трико) shorts (шорты)
13.	Некоторые существительные в английском языке хоть и оканчиваются на -s , но, тем не менее, имеют форму единственного числа	mathematics (математика) physics (физика) electronics (электроника) news (новости) measles (корь) mumps (свинка) rickets (рахит) billiards (бильярд) Mathematics is his favorite subject. Математика — его любимый предмет. No news is good news. Отсутствие новостей — хорошая новость.
14.	Некоторые существительные в английском языке имеют форму единственного числа, но на самом деле всегда используются в форме множественного числа	cattle (скот) poultry (домашняя птица) people (люди) These poultry are mine. Эти куры — мои. Who are these people? Кто эти люди?
15.	Некоторые существительные в английском языке используются только в форме единственного числа	luggage (багаж) news (новости) advice (совет) information (сведения) furniture (мебель) scenery (пейзаж) We received no information. Мы не получили никаких сведений. We need to buy some furniture. Нам нужно купить мебели.

РАБОТА С ПАМЯТКОЙ

Образуй множественное число существительных

1.	Actor	
2.	Baby	
3.	Bag	
4.	Balloon	
5.	Banana	
6.	Bedroom	
7.	Bicycle	
8.	Boy	
9.	Camera	
10.	Child	
11.	Dinosaur	
12.	Dish	
13.	Farm	
14.	Film	
15.	Flower	
16.	Fox	
17.	Gate	
18.	Giraffe	
19.	Glass	
20.	Helicopter	
21.	Hobby	
22.	Hospital	
23.	Hot dog	
24.	Hotel	
25.	Idea	
26.	Jumper	
27.	Key	
28.	King	

29.	Knife	
30.	Library	
31.	Light	
32.	Man	
33.	Match	
34.	Meal	
35.	milk	
36.	Mirror	
37.	Money	
38.	Monkey	
39.	Monster	
40.	Mouse	
41.	Museum	
42.	Omelette	
43.	Onion	
44.	Orange	
45.	Owl	
46.	Painter	
47.	Parrot	
48.	Passenger	
49.	Person	
50.	Phone	
51.	Photo	
52.	Pilot	
53.	Plan	
54.	Plane	
55.	Potato	
56.	Pyramid	
57.	Queen	
58.	Rabbit	
59.	Robot	

60.	Salt	
61.	Sheep	
62.	Ship	
63.	Shower	
64.	Ski	
65.	Snake	
66.	Story	
67.	Tomato	
68.	Tooth	
69.	Tortoise	
70.	Town	

Способы образования степеней сравнения прилагательных



Памятка

Степень сравнения прилагательных	Описание и способ образования	Пример
Положительная степень	Начальная, простая форма прилагательного, указанная в словаре.	Clever Old Cold
Сравнительная степень	Используется, когда сравнивают больше двух предметов или лиц. Сравнивают одного человека с другим, один предмет с другим.	
Сравнительная степень односложных и двусложных прилагательных	Образуется при помощи суффикса -er	Cheap –cheaper (дешевле) Long-longer (длиннее)

Степень сравнения прилагательных	Описание и способ образования	Пример
	Если прилагательное заканчивается на -е , то при образовании сравнительной степени окончание -е опускается.	Simple-simpler (проще)
	Если прилагательное заканчивается на -у , то при образовании сравнительной степени -у меняется на -i	Lucky-luckier (удачнее) Easy-easier (проще)
	Если прилагательное заканчивается на согласную с предшествующим кратким звуком, то при образовании сравнительной степени конечная согласная буква удваивается	Big-bigger (больше) Hot-hotter (жарче)
Сравнительная степень многосложных прилагательных	Образуется при помощи слов more/less (более-менее)	Comfortable - more comfortable (комфортнее, удобнее) Expensive - more expensive (дороже)
Превосходная степень	Используется, когда сравнивают больше двух предметов или лиц. Сравнивают одного человека с несколькими людьми, один предмет с другими предметами. Перед превосходной степенью прилагательных необходимо употреблять определённый артикль THE .	
Превосходная степень односложных и двусложных прилагательных	Добавляем окончание -est	Thin — the thinnest (самый тонкий) Fast — the fastest (самый быстрый)

Степень сравнения прилагательных	Описание и способ образования	Пример
Превосходная степень многосложных прилагательных	Употребляем со словами most / least	Talented — the most talented (самый талантливый) Interesting — the least interesting (наименее интересный)
Исключение: Некоторые двусложные прилагательные могут образовывать степени сравнения как с окончаниями -er /-est , так и со словами more /most /less /least.	<ul style="list-style-type: none"> ✓ Able (способный) ✓ Angry (злой) ✓ Clever (умный) ✓ Common (обычный) ✓ Cruel (жестокий) ✓ Friendly (дружелюбный) ✓ Gentle (нежный) 	<ul style="list-style-type: none"> ✓ Handsome (привлекательный) ✓ Narrow (узкий) ✓ Pleasant (приятный) ✓ Polite (вежливый) ✓ Quiet (тихий) ✓ Serious (серьезный) ✓ Simple (простой) ✓ Sour (кислый)
Исключение: Степени сравнения прилагательных, которые имеют особую форму.	<ul style="list-style-type: none"> ✓ Good-better-the best (хороший) ✓ Bad-worse-the worst (плохой) ✓ Little-less-the least (маленький) ✓ Many/much-more-the most (многочисленный) ✓ Old-older-the oldest (старый) ✓ Old-elder-the eldest (старый — о членах семьи) ✓ Late-later-the latest / last (поздний — о времени) ✓ Late-the latter-the last (последний — по порядку) ✓ Near-nearer-the nearest (близкий — по расстоянию) ✓ Near-nearer-next / the next (близкий/следующий — по времени/порядку) ✓ Far-farther-the farthest (дальний) ✓ Far-further-the furthest (дальний) 	

РАБОТА С ПАМЯТКОЙ

Образуй сравнительную и превосходную степени сравнения прилагательных.

Ancient		
Bad		
Beautiful		

Big		
Boring		
Busy		
Careful		
Cheap		
Cloudy		
Comfortable		
Dangerous		
Dark		
Difficult		
Expensive		
Far		
Fast		
Friendly		
Funny		
Gentle		
Good		
Happy		
Hardworking		
Healthy		
Heavy		
Hot		
Interesting		
Large		
Long		
Merry		
New		
Nice		
Noisy		
Old		
Peaceful		

Polite		
Romantic		
Serious		
Simple		
Slim		
Slow		
Small		
Snowy		
Special		
Strong		
Sweet		
Tall		
Tasty		
Terrible		
Unfriendly		
Useful		
Wonderful		
Young		

Рифмующиеся неправильные глаголы

Get-got-got	получать
Shoot-shot-shot	стрелять
Bring-brought-brought	приносить
Buy-bought-bought	покупать
Catch-caught-caught	ловить
Fight-fought-fought	сражаться
Think-thought-thought	думать
Teach-taught-taught	учить

Памятка

**Учу глаголы
стишками**

Loose-lost-lost	терять
Cost-cost-cost	стоить
Sell-sold-sold	продавать
Tell-told-told	рассказывать
Fall-fell-fallen	падать
Steal-stole-stolen	воровать
Choose-chose-chosen	выбирать
Freeze-froze-frozen	замерзать
Fly-flew-flown	летать
Blow-blew-blown	дуть
Grow-grew-grown	расти
Draw-drew-drawn	рисовать
Know-knew-known	знать
Throw-threw-thrown	бросать
Mow-mowed-mown	косить
Sew-sewed-sewn	шить
Tear-tore-torn	рвать
Wear-wore-worn	носить
Break-broke-broken	разбивать
Speak-spoke-spoken	разговаривать
Shake-shook-shaken	трясти
Take-took-taken	брать

Sit-sat-sat	сидеть
Meet-met-met	встречаться
Read-read-read	читать
Feed-fed-fed	кормить
Bleed-bled-bled	кровоточить
Lead-led-led	руководить
Flee-fled-fled	убегать
Plead-pled-pled	умолять
Say-said-said	говорить
Have-had-had	иметь
Shed-shed-shed	проливать
Wed-wed-wed	жениться
Wet-wet-wet	мочить
Bet-bet-bet	держаться пари
Make-made-made	делать
Pay-paid-paid	платить
Lie-lay-lain	лежать
Slay-slew-slain	убивать
Be-was/were-been	быть
See-saw-seen	шить
Bid-bade-bidden	предлагать цену
Forbid-forbade-forbidden	прощать
Ride-rode-ridden	кататься

Hide-hid-hidden	прятаться
Eat-ate-eaten	есть
Beat-beat-beaten	бить
Bite-bit-bitten	кусать
Write-wrote-written	писать
Give-gave-given	давать, дарить
Drive-drove-driven	вести машину
Burn-burnt-burnt	гореть
Hurt-hurt-hurt	причинять боль, болеть
Shut-shut-shut	захлопывать
Cut-cut-cut	резать
Drink-drank-drunk	пить
Sink-sank-sunk	тонуть
Run-ran-run	бегать
Begin-began-begun	начинать
Hang-hung-hung	висеть
Sting-stung-stung	жалить
Sing-sang-sung	петь
Ring-rang-rung	звонить
Fling-flung-flung	бросаться
Cling-clung-clung	цепляться
Swing-swing-swing	качать
Wring-wrung-wrung	выжимать

Find-found-found	находить
Bind-bound-bound	связывать
Grind-ground-ground	точить, молоть
Wind-wound-wound	наматывать
Come-came-come	приходить
Become-became-become	становиться
Swim-swam-swum	плавать
Win-won-won	выигрывать
Spell-spelt-spelt	читать по буквам
Smell-smelt-smelt	пахнуть, нюхать
Set-set-set	устанавливать
Let-let-let	позволять
Bend-bent-bent	сгибать
Keep-kept-kept	держать
Sleep-slept-slept	спать
Creep-crept-crept	ползти
Weep-wept-wept	плакать, запотевать
Sweep-swept-swept	подметать
Mean-meant-meant	означать
Spend-spent-spent	проводить, тратить
Dream-dreamt-dreamt	мечтать, видеть во сне
Leave-left-left	покидать
Feel-felt-felt	чувствовать
Kneel-knelt-knelt	опускаться на колени

Lend-lent-lent	давать займы
Send-sent-sent	посылать, отправлять
Slide-slid-slid	скользить
Light-lit-lit	зажигать
Rid-rid-rid	избавляться
Hit-hit-hit	ударять

РАБОТА С ПАМЯТКОЙ

Заполни пропуски нужными формами глаголов по памяти.

№ 1

Get			получать
Shoot			стрелять
Bring			приносить
Buy			покупать
Catch			ловить
Fight			сражаться
Think			думать
Teach			учить

№ 2

		flown	летать
		blown	дуть
		grown	расти
		drawn	рисовать
		known	знать
		thrown	бросать

использовать	использовать	думать
учить	учить	учить

№ 3

	sat	сидеть
	met	встречаться
	read	читать
	fed	кормить
	bled	кровоточить
	led	руководить
	fled	сбегать
	pled	умолять
	said	говорить
	had	иметь
	shed	проливать
	wed	жениться
	wet	мочить
	bet	держат пари

№ 4

Ride		кататься
Hide		прятаться
Eat		есть
Beat		бить
Bite		кусать
Write		писать


№ 5

		hung	висеть
		stung	жалить
		sung	петь
		rung	звонить
		flung	бросаться
		clung	цепляться
		swung	качать
		wrung	выжимать

№ 6

	set		устанавливать
	let		позволять
	bent		сгибать
	kept		держат
	slept		спать
	crept		ползти
	wept		плакать, запотевать
	swept		подметать
	meant		означать
	spent		проводить, тратить
	dreamt		мечтать, видеть во сне

Использование времён в речи



{ Yesterday
Ago
Last
The other day }

{ Tomorrow
Next
Soon }

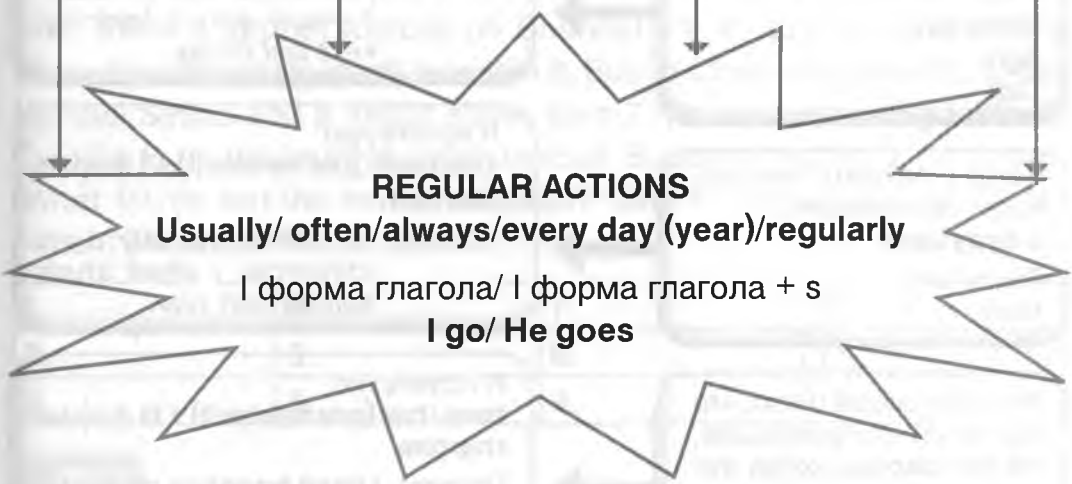
NOW



PAST
II форма глагола
went

Am/Is/Are +
I форма глагола
+ ing
I'm reading now.

FUTURE
I Shall / will +
I форма глагола
We shall sing/
He will dance



REGULAR ACTIONS

Usually/ often/always/every day (year)/regularly

I форма глагола/ I форма глагола + s
I go/ He goes

После глаголов **CAN** (могу) / **MUST** (должен) частица «TO» не употребляется.
Пример: *I can swim. We must go now.*

Использование времён в устной речи

Памятка

Когда я говорю о том, что происходит **регулярно**:

Always
Usually
Often
Every day
Regularly

Я использую **I форму глагола** в 3 лице ед.числа (he, she, it) добавляю к I форме глагола окончание **-s**

Пример: *I **go** to school every day.*
*My sister **goes** to school every day.*

Когда я говорю о том, что происходит **в данную секунду**:

Now
At this moment

Я использую **am/is/are + I форма глагола + ing**

Пример: *I **am reading** now.*
*My father **is watching** TV at the moment.*

Когда я говорю о том, что происходило **в прошлом**:

Yesterday
Ago
Last

Я использую **II форму глагола**

Пример: *I **went** to the village yesterday.*
*I **was** a dancer 5 years ago.*
*I **lost** my keys last Friday.*

Когда я говорю о том, что будет происходить **в будущем**:

Tomorrow
Next

Я использую **shall/will (для he/she/it) + I форма глагола**

Пример: *My father **will buy** a car tomorrow.*
*I **shall study** abroad next year.*

Когда я говорю о том, что где-то что-то произошло, **но не говорю**, когда это случилось.

Я показываю, что есть **результат**.

Я использую **have / has (для he/she/it) + III форма глагола**

Пример: *I **have bought** a present to my brother.*
*My sister **has done** her homework.*

✓ Мне не важно, когда совершено действие, главное – у меня уже есть **результат**.

РАБОТА С ПАМЯТКОЙ

УПРАЖНЕНИЯ БАЗОВОГО УРОВНЯ

**Раскрой скобки и поставь глагол в нужном времени.
Впиши ответ в таблицу с ответами.**

№ 1

Ken and Kate 1. (to tidy) Kate's room now. It 2. (to be) a mess. They can 3. (to see) a tennis racket. They 4. (not/to know) whose racket it is. It 5. (to be) Kate's father's. Kate 6. (to put) it behind the door. A minute ago Ken 7. (to find) roller-skates. He 8. (to put) them in a big bag. On the top of the cupboard he 9. (to see) a book and 10. (to give) it to Kate.

1.	4.	7.	10.
2.	5.	8.	
3.	6.	9.	

№ 2

Caroline and her friends 1. (to watch) TV now. It 2. (to be) half past five. There 3. (to be) football on Channel I. It 4. (to be) Uncle John's show. Caroline 5. (to want) to watch it. But on Channel II there 6. (to be) Michael Sinton and a magic show. Sam 7. (to love) watching football. Caroline 8. (not/to want) to watch football. Suddenly mother 9. (to come). "What 10. (to be) the matter, children?" She 11. (to smile) and 12. (to switch) TV-set off.

1.	4.	7.	10.
2.	5.	8.	11.
3.	6.	9.	12.

№ 3

Today Sam 1. (to have) got a test on animals around the world. What can children 2. (to remember)? They 3. (to look) at the animals. What it 4. (to be) and where 5. (to live) it? Ken 6. (to know) the answer. Ken 7. (to be) very clever, but Sam can't 8. (to remember) the answer. It

9. (to be) a snake. It 10. (to live) in Africa. It 11. (to eat) frogs. Ken 12. (to be) right. He 13. (to get) a five.

1.	4.	7.	10.
2.	5.	8.	11.
3.	6.	9.	12.
			13.

№ 4

Uncle Sam 1. (to be) at sports centre now. He 2. (to greet) everybody now. This 3. (to be) a great sports centre. Children 4. (to come) here often. On Mondays they 5. (to play) football and on Wednesdays they 6. (to play) basketball. They usually 7. (to swim) on Fridays. Swimming 8. (to be) Uncle Sam's favourite sport. But now he 9. (to play) tennis. David 10. (to play) with Caroline now. "Who 11. (to win)?" "Caroline 12. (to be)."

1.	4.	7.	10.
2.	5.	8.	11.
3.	6.	9.	12.

№ 5

Uncle George 1. (to show) his house to children now. His house 2. (to be) strange. It 3. (to be) red. Red 4. (to be) Uncle George's favourite colour. He 5. (to think) that it's a magic colour. He can't 6. (to find) his key. He 7. (to want) to go to the house through the window. The children 8. (to be/not) afraid. They 9. (to see) a ladder near the window. All of them can 10. (to go) up. Now they 11. (to have) a chocolate cake. A chocolate cake 12. (to be) their favourite.

1.	4.	7.	10.
2.	5.	8.	11.
3.	6.	9.	12.

№ 6

Uncle Smith and children 1. (to be) at the zoo now. They 2. (to watch) a sea-lion. The sea-lion 3. (to be) very clever. He can 4. (to do) many

tricks. Next to the tigers they can 5. (to see) a monkey. The monkey 6. (to be) funny. "7. (to be) you hungry? Sorry, we 8. (not/to have) got any bananas." But they 9. (to have) got an interesting book. The monkey 10. (to take) the book a minute ago and 11. (to be) very happy now. Now the monkey 12. (to read) the book.

1.	4.	7.	10.
2.	5.	8.	11.
3.	6.	9.	12.

№ 7

A minute ago an elephant 1. (to pick) our Granny up. Our Granny 2. (to loose) her glasses. There 3. (to be) a man on the elephant. Perhaps, the man 4. (to take) the glasses. What time 5. (to be) it then? It 6. (to be) half past ten. Everyone could 7. (to see) a man. He 8. (to be) tall. He 9. (to have) curly brown hair and a grey hat. He 10. (to be) a photographer. He 11. (to be) slim and tall. He was not a photographer, he 12. (to be) a magician.

1.	4.	7.	10.
2.	5.	8.	11.
3.	6.	9.	12.

№ 8

Old Stuart 1. (to be) a criminal. He 2. (to be) in prison last week, but now he 3. (to be) free. He 4. (to like) to send letters. He 5. (to want) to be reach and famous. Sometimes he 6. (to be) very bad and angry. Last week he 7. (to see) a lady and 8. (to steal) her bag. He 9. (to think) there was money in the bag. He 10. (to come) home and 11. (to open) the bag. He 12. (to see) a big brown snake. He 13. (to be) afraid and 14. (to go) to the police. He 15. (to return) the bag to the lady and 16. (to apologize).

1.	5.	9.	13.
2.	6.	10.	14.
3.	7.	11.	15.
4.	8.	12.	16.

№ 9

Children 1. (to be) inside the museum now. They can 2. (to see) an old man behind the statue. He 3. (to have) got a book. He 4. (to read) a page now. He 5. (to say) something quietly. It 6. (to be) a page of recipes. The old man 7. (to be) a cook! Look! The magic 8. (to happen) with the man. He 9. (to change) into a statue. It 10. (to be) a book of magic spells!

1.	4.	7.	10.
2.	5.	8.	
3.	6.	9.	

№ 10

Mary and Kira 1. (to look) for their Granny now. What can they 2. (to do)? Their Granny 3. (not/to be) at home. Perhaps she 4. (to be) in the garden. Mary 5. (to walk) around the house now. Suddenly she 6. (to hear) news on TV. "This afternoon a big lion 7. (to appear) in the city. It 8. (to come) from the zoo and 9. (to go) through the city. The lion 10. (to jump) into the fountain and 11. (to swim) there. Now it 12. (to be) near the village. The police 13. (to follow) it. Please, 14. (to be) careful."

1.	5.	9.	13.
2.	6.	10.	14.
3.	7.	11.	
4.	8.	12.	

№ 11

"And here on the six o'clock news 1. (to be) Mr Brown. Yesterday Mr Brown 2. (to come) from New York. In the airport Mr Brown 3. (to stop) the criminal. "Mr Brown, can you 4. (to tell) us about the criminal?" "Yes, he 5. (to want) to steal the president's suitcase because it was very beautiful. There 6. (to be) important papers there". "Mr Brown, you 7. (to save) the city of Manchester. Here 8. (to be) your reward — 10000\$".

"Oh, thank you very much! What 9. (to go) to do with this money? I 10. (to have) got an idea! I must 11. (to go) now! 12. (to see) you later!"

1.	4.	7.	10.
2.	5.	8.	11.
3.	6.	9.	12.

№ 12

My father 1. (to have) got many strange things in his room. He 2. (to go) to make a flying Time Machine. It can 3. (to take) us in time to the future. We can also 4. (to go) backwards in time to the past. We can 5. (to fly) around the world and 6. (to visit) Africa, Greece, China and many different countries. My father 7. (to want) to go to these countries because they 8. (to have) got an interesting history. We can also 9. (to find) something special there. May be, it 10. (to be) an old book or an unknown picture. "How you 11. (to make) a flying Time Machine, father? What you 12. (to need)?" "We need a new computer, some boxes with metal, electricity and a large container." This 13. (to be) very exciting.

1.	4.	7.	10.
2.	5.	8.	11.
3.	6.	9.	12.
			13.

№ 13

Let's 1. (to get) ready for our first journey. I 2. (to go) to write the list of our adventures. Now I 3. (to pack) my things. I 4. (to go) to take my camera. My puppy Rex 5. (to stay) at home. I 6. (to need) some food. I 7. (to go) to make a list. I 8. (to need) bread, eggs, bananas. I 9. (to go) shopping tomorrow. Now it 10. (to be) 5 o'clock. I can 11. (to buy) everything now.

1.	4.	7.	10.
2.	5.	8.	11.
3.	6.	9.	

SOME FACTS ABOUT MEALS IN GREAT BRITAIN

№ 14

A traditional English breakfast 1. (to be) a very big meal — sausages, bacon, eggs, tomatoes, mushrooms. But nowadays many people just 2. (to have) cereal with milk and sugar, or toast with marmalade, jam or honey. Marmalade and jam 3. (not/to be) the same. The traditional breakfast drink 4. (to be) tea, which people 5. (to have) with cold milk. Some people 6. (to have) coffee, which is made with just hot water. Many visitors to Britain 7. (to find) this coffee tasteless.

1.	3.	5.
2.	4.	6.
		7.

№ 15

For many people lunch 1. (to be) a quick meal. In cities there 2. (to be) a lot of sandwich bars, where office workers can 3. (to choose) the kind of bread they want. Pubs often 4. (to serve) cheap food. Pupils can 5. (to have) a hot meal at school, but many of them 6. (to take) a snack from home. They usually 7. (to eat) a sandwich, a drink and some fruit. "Tea" 8. (to mean) two things: it 9. (to be) a drink and a meal. Some people 10. (to have) afternoon tea, which is with sandwiches and cakes. Cream teas 11. (to be) popular, too.

1.	4.	7.	10.
2.	5.	8.	11.
3.	6.	9.	

№ 16

On Sundays many families 1. (to have) a traditional lunch. They 2. (to have) roast meat, beef, lamb, chicken or pork with potatoes, vegetables and gravy. Gravy 3. (to be) a sauce made from the meat juices. British 4. (to like) food from other countries, such as Italian, French, Chinese and Indian. People often 5. (to get) takeaway meals. People can

6. (to buy) food at the restaurant and then 7. (to bring) it home to eat. Eating in Britain 8. (to be) international.

1.	3.	5.	7.
2.	4.	6.	8.

№ 17

British people 1. (to eat) pancakes on Shrove Tuesday in February or March. For pancakes you 2. (to need) flour, eggs and milk. Then you 3. (to eat) them with sugar and lemon. In some parts of Britain there 4. (to be) pancakes races on Shrove Tuesday. People 5. (to race) with a frying pan in one hand. They 6. (to have) to "toss" the pancake, throw it in the air and 7. (to catch) it again in the frying pan.

1.	3.	5.
2.	4.	6.
		7.

№ 18

Haggis 1. (to be) a traditional food from Scotland. You can 2. (to make) it with meat, onions, flour, salt and pepper. Then you 3. (to boil) it in the skin from a sheep's stomach. In Scotland, people 4. (to eat) haggis on Burns Night. Robert Burns 5. (to be) a Scottish poet in the VIII century. Every year the Scots all over the world 6. (to remember) him and 7. (to read) his poems.

1.	3.	5.
2.	4.	6.
		7.

№ 19

Fish from the cold seas around Britain 1. (to be) very different from Mediterranean fish. The most popular British sea fish 2. (to be) cod, haddock, plaice and herring. The most famous type of fast food in Britain 3. (to be) "fish and chips". The fish 4. (to be) usually a piece of cod or plaice which is covered with butter and deep fried in oil. The butter 5. (to be) a mixture of flour, eggs and milk. You can 6. (to find) fish and chips shops in most British towns.

1.	3.	5.
2.	4.	6.

№ 20

The first Christians in Rome 1. (to make) hot cross buns two thousand years ago. But now they 2. (to be) Eastern traditions in Britain. There 3. (to be) a story about hot cross buns. In 1800 a widow 4. (to live) in a house in East London. Every year she 5. (to make) hot cross buns. After many years she 6. (to die). Her house 7. (to become) a pub. For a long time people 8. (to remember) the widow. Every Easter they 9. (to put) a hot cross bun in a special basket in a pub.

1.	3.	5.	7.
2.	4.	6.	8.
			9.

УПРАЖНЕНИЯ ПОВЫШЕННОГО УРОВНЯ

**Раскрой скобки и поставь глагол в нужном времени.
Впиши ответ в таблицу с ответами.**

№ 1

My brother Mike usually 1. (to get) up at eight o'clock. He 2. (to be) a school-boy. He 3. (to go) to school in the afternoon. Mike 4. (to be) fond of sports. He 5. (to do) his morning exercises every day. He 6. (to like) to eat eggs, a sandwich and a cup of coffee for breakfast. After breakfast he 7. (to go) to school. He can 8. (to speak) English well. It often 9. (to take) him two hours to do his homework.

Yesterday it 10. (to take) him 3 hours because homework 11. (to be) difficult. Mike 12. (to be) happy when he finished doing his homework.

1.	4.	7.	10.
2.	5.	8.	11.
3.	6.	9.	12.

№ 2

My mother 1. (to be) an engineer. She 2. (to work) in an office. Her working day 3. (to begin) at 7 o'clock. She usually 4. (to get) up, 5. (to switch) on the radio and 6. (to do) her morning exercises. It always 7. (to take) her 15 minutes.

Yesterday it 8. (to take) her 20 minutes to make breakfast. My father and I 9. (to leave) home at 8 o'clock. We 10. (to take) a bus at the bus stop.

The bus stop 11. (to be) near the bank. Sometimes I 12. (to be) late for the bus. When I 13. (to be) late, I usually 14. (to go) to school on foot.

1.	5.	9.	13.
2.	6.	10.	14.
3.	7.	11.	
4.	8.	12.	

№ 3

It's a very unusual day today, because it 1. (to be) so quiet at home. My mother and father 2. (to go) to my Granny three hours ago. Now I 3. (to do) my homework. Sometimes it 4. (to be) very difficult, but I 5. (to like) to study. I 6. (to study) English and Russian. Ten minutes ago I 7. (to look) outside. The boys 8. (to be) in the garden. Boys usually 9. (to like) to play football there.

Now I can 10. (to see) a young man. The man 11. (to stand) at the window. He 12. (to smoke) a cigarette. Two people 13. (to talk) to a postman. What they 14. (to talk) about? I think, they 15. (to speak) about the letter. The postman 16. (to bring) it an hour ago.

1.	5.	9.	13.
2.	6.	10.	14.
3.	7.	11.	15.
4.	8.	12.	16.

№ 4

A month ago my parents 1. (to bring) me a little kitten. It 2. (to be) a present for my birthday. They 3. (to give) me the kitten and said, "Look! This kitten 4. (to be) yours now. How you 5. (to call) him?" The kitten 6. (to be) white, so I called him Snow. Now my kitten 7. (to be) big. He 8. (to like) to run and jump. He 9. (to sleep) with me when mother is at work. We like to play and 10. (to sit) on the sofa together. It still 11. (to rain). My kitten still 12. (to walk) about the room. Soon mother 13. (to come) and 14. (to cook) a tasty dinner for us.

1.	5.	9.	13.
2.	6.	10.	14.
3.	7.	11.	
4.	8.	12.	

№ 5

Every morning I 1. (to get) up early and 2. (to start) cooking breakfast. I 3. (to prefer) eggs and a cup of hot coffee for breakfast. I 4. (to put) a pan on the gas stove. Water 5. (to boil) at 100 degrees celsius. My mother says, "The eggs 6. (to be) ready. The water 7. (to boil) now. Can you 8. (to turn) it off? I must 9. (to go) now. It 10. (to get) late." My mother often 11. (to drive) me to school. She 12. (to have) got a beautiful car. "Hurry up! It 13. (to be) time to leave." "OK, I 14. (to come)". I 15. (to take) my books and 16. (to go) out.

1.	5.	9.	13.
2.	6.	10.	14.
3.	7.	11.	15.
4.	8.	12.	16.

№ 6

I 1. (to want) to go to the park. It 2. (not/rain) now. Everything outside 3. (to be) wet. There 4. (to be) the river near the park. I can 5. (to see) many people on the river bank. They 6. (to talk): "Look at the river! It

7. (to flow) very fast in any season.” I ask my friends, “Can we 8. (to stop) walking soon? I 9. (to be) very tired”.

Yesterday at the lesson of Geography we 10. (to speak) about rivers. The River Nile 11. (flow) into the Mediterranean. Lesson 12. (to be) interesting. I 13. (to decide) to study Geography and Biology. I 14. (to think), these subjects are important for people.

1.	5.	9.	13.
2.	6.	10.	14.
3.	7.	11.	
4.	8.	12.	

№ 7

Yesterday my best friend Julia 1. (to go) to London. Every year she 2. (to study) English there. Julia 3. (to be) very good at languages. She 4. (to speak) four languages very well. She usually 5. (to ask) me, “How 6. (to be) your English?” “Not bad, it 7. (to get) better slowly”. “8. (not/put) the dictionary away! Use it”, says my friend. I often 9. (to use) the dictionary, because I 10. (to need) it. I like to read and 11. (to watch) cartoons in English. It can 12. (to help) me to learn English words and speak with Julia in English.

1.	4.	7.	10.
2.	5.	8.	11.
3.	6.	9.	12.

№ 8

My friend Sara 1. (to come) from the USA last week. Now she 2. (to look) for a place to live. Now she 3. (to stay) with my sister Berta. Berta 4. (to be) an engineer and 5. (to work) for a large company. Berta 6. (to want) to go to London but she 7. (not/know) English. When she 8. (to be) a schoolgirl, she 9. (to study) French. It 10. (to be) five years ago. Now she can 11. (to speak) French very well. She 12. (to have) got many friends from Paris. Next summer she 13. (to go) there on holiday. She always 14. (to miss) her friends very much.

1.	5.	9.	13.
2.	6.	10.	14.
3.	7.	11.	
4.	8.	12.	

№ 9

I think, my father should 1. (to sell) his car. His car 2. (to be) very modern and comfortable, but he 3. (not/use) it very often. His friend 4. (to want) to buy it last year. He 5. (to tell) his name many days ago, but I can't 6. (to remember) it now. Sometimes it 7. (to be) difficult for me to remember names. My Grandfather 8. (to be) very old, but he can 9. (remember) everything. He 10. (to be) 80 years old, but nobody 11. (to believe) him. My grandfather usually 12. (to tell) me to read more. He 13. (to say) that reading a lot can 14. (to help) people train their memory. That's why I 15. (to read) books every weekend.

1.	5.	9.	13.
2.	6.	10.	14.
3.	7.	11.	15.
4.	8.	12.	

№ 10

The train to Moscow 1. (to be) never late. It always 2. (to leave) on time, but today I can't 3. (to see) it on the platform. Normally I 4. (to finish) work at five o'clock. When I 5. (to go) to the station I'm not worried. But now I 6. (to get) worried. I 7. (to want) to go to the village. I need 8. (to help) my Granny about the house. We usually 9. (to grow) vegetables in our garden. The garden 10. (not/to be) big, but it 11. (to be) beautiful. Last year I 12. (to plant) some trees there. Now they 13. (to be) green and yellow because it 14. (to be) spring. In winter the trees 15. (to become) bare and white with snow. But where 16. (to be) my train? I need 17. (to go) to the village immediately.

1.	5.	9.	13.
2.	6.	10.	14.
3.	7.	11.	15.
4.	8.	12.	16.
			17.

№ 11

Some people 1. (to think) that going to museums is boring. But as for me, I 2. (to find) it interesting and useful. Museums 3. (to be) always large and beautiful buildings. On the ground floor you can 4. (to see) a cloak room on the right and a souvenir shop on the left.

Last year my class and I 5. (to go) to Moscow. We 6. (to visit) the Tretyakov Gallery. We 7. (to see) many famous paintings and a guide 8. (to tell) us about lives of artists. I 9. (to buy) some souvenirs to my parents and friends.

There 10. (to be) a small museum in my town, too. Next week I 11. (to ask) my parents to go there together. Next week school 12. (to be) over and I 13. (to have) a lot of fun.

1.	4.	7.	10.
2.	5.	8.	11.
3.	6.	9.	12.
			13.

№ 12

My friend Polly 1. (to be) a famous dancer. Tomorrow she 2. (to go) to Moscow. She 3. (to perform) there with her group. Their teacher 4. (to be) very famous all over the world.

When he was young, he 5. (to travel) a lot. He 6. (to take) part in dance competitions and 7. (to win) many prizes.

Polly always 8. (to say) that she wants to become as famous as her teacher. I 9. (to be) sure, they 10. (to dance) very well in Moscow. When Polly comes back, she 11. (to give) me souvenirs and 12. (to tell) every detail about the concert.

1.	4.	7.	10.
2.	5.	8.	11.
3.	6.	9.	12.

№ 13

We 1. (to have) got a new neighbor. His name 2. (to be) Roma. Roma 3. (to come) from Ukraine, from Kiev last year. He 4. (to be) a builder. He 5. (to work) on the building site. At the moment his friends 6. (to finish) their work. When they 7. (to work), they usually 8. (to listen) to music. The music 9. (to play) very loud. People who work in the nearest offices 10. (to become) very angry, because they 11. (not/to like) to listen to noisy sounds. After work Roma often 12. (to go) to the bar and 13. (to meet) with his friends there. He 14. (to be) always very tired and 15. (to want) to sleep.

1.	5.	9.	13.
2.	6.	10.	14.
3.	7.	11.	15.
4.	8.	12.	

№ 14

My elder brother 1. (to have) got a friend. His friend's name 2. (to be) Bill. Bill 3. (to be) a very handsome man. He 4. (to be) a stylist and 5. (to work) at a barbershop. He often 6. (to meet) popular pop stars and actors.

Two years ago he 7. (to go) to Paris and 8. (to work) with supermodels there. He 9. (to make) hairstyle and make up for them. He 10. (to bring) a lot of beautiful photos and 11. (to show) them to his friends. He 12. (to promise) to teach me how to make people look nice.

1.	4.	7.	10.
2.	5.	8.	11.
3.	6.	9.	12.

№ 15

I never 1. (to be) abroad. Last week my friends 2. (to decide) to go travelling. They 3. (to fly) to Spain next month. Many people 4. (to travel) to Spain every year. I 5. (to want) to go with my friends. Tomorrow I 6. (to ask) my parents to give me some money for this trip. My friends never 7. (to be) in Spain.

Travel agent 8. (to tell) me yesterday that it is very beautiful there. We can 9. (to see) many famous buildings and 10. (to spend) time on the seaside. I can 11. (to buy) some presents for my family and 12. (to bring) some souvenirs to my teachers. I can 13. (to have) a lot of fun in Spain.

1.	4.	7.	10.
2.	5.	8.	11.
3.	6.	9.	12.
			13.

№ 16

Some people 1. (to like) to collect old pieces of furniture. Old furniture can 2. (to cost) much money. Those people, who collect old things 3. (to be) usually very rich. Once a year they 4. (to travel) to different parts of the world and 5. (to buy) furniture in special shops. They can also 6. (to read) magazines which 7. (to give) information about these shops. There 8. (to be) many photos in such magazines. They 9. (to show) the best design and style for flats and houses. My grandfather 10. (to have) got such a magazine. He 11. (to read) it now. May be, he 12. (to choose) a style for our new flat.

1.	4.	7.	10.
2.	5.	8.	11.
3.	6.	9.	12.

№ 17

Yesterday I 1. (to go) to my granny. She 2. (to live) in the country. I 3. (to like) to visit her.

In the morning I 4. (to walk) in the wood and 5. (to see) a little fox cub. He 6. (to be) red and 7. (to have) a black nose. His tail 8. (to be) long and fluffy. I never 9. (to see) fox cubs. There 10. (to be) some foxes in the central zoo, but all of them 11. (to be) old. When I saw a fox cub, I 12. (to take) some photos and 13. (to return) to granny's house. At home I 14. (to show) photos to my granny. They 15. (to be) very lovely.

1.	5.	9.	13.
2.	6.	10.	14.
3.	7.	11.	15.
4.	8.	12.	

№ 18

My sister Julie 1. (to be) a teacher. She 2. (to have) got a very unusual hobby. As she always 3. (to write) a lot, she 4. (to like) to collect pens. Some of her pens 5. (to be) very expensive. Julie never 6. (to be) abroad. My mother 7. (to travel) a lot every year and she always 8. (to bring) a new beautiful pen for Julie as a present. Last week my mother 9. (to be) in Italy. She 10. (to buy) a white pen for Julie. She 11. (to give) it to her next Sunday. It 12. (to be) Julie's birthday. On Sunday our family 13. (to have) a party and all our friends 14. (to come) there.

1.	5.	9.	13.
2.	6.	10.	14.
3.	7.	11.	
4.	8.	12.	

№ 19

My father just 1. (to return) from work. He 2. (to be) hungry, tired and angry. Men 3. (to be) always angry when they are hungry. I want to make something pleasant for my father and 4. (to begin) cooking tasty dishes. My father 5. (to like) vegetarian soup. I never 6. (to cook) it, but I have a recipe. I 7. (to find) it on the Internet two hours ago. Then I 8. (to go)

shopping and 9. (to buy) everything I need. My soup 10. (to be) ready in an hour. I'm sure it 11. (to be) tasty and my father 12. (to like) it.

1.	4.	7.	10.
2.	5.	8.	11.
3.	6.	9.	12.

№ 20

Yesterday I 1. (to go) shopping with my mother and 2. (to visit) a very unusual shop. We 3. (to find) it in a narrow lane. The shop 4. (to be) full of mirrors. The mirrors 5. (to be) everywhere: little mirrors 6. (to be) on the shelves, big mirrors 7. (to hang) on the walls or 8. (to stand) on the floor. When you turn your head, you can 9. (to see) your image everywhere. My mother 10. (to choose) a little silver mirror. I think, it 11. (to be) very old. I 12. (not/to like) old things, but my mother does. She says that old things always 13. (to have) interesting and secret past.

1.	4.	7.	10.
2.	5.	8.	11.
3.	6.	9.	12.
			13.

№ 21

Most of all I 1. (to like) to eat chocolate. My parents always 2. (to buy) black and white chocolate for me and I 3. (to eat) it with great pleasure. Some people say that children must 4. (not/to eat) sweets because they can 5. (to spoil) their teeth. I never 6. (to try) British chocolate.

Last year my friend's father 7. (to be) in Sweden and 8. (to bring) some Swiss chocolate for us. It 9. (to be) very tasty. Sometimes I 10. (to drink) hot chocolate in a café. It 11. (to taste) wonderful. I 12. (to advise) you to try it!

1.	4.	7.	10.
2.	5.	8.	11.
3.	6.	9.	12.

№ 22

Early in the morning all people 1. (to go) to work. They 2. (to take) a bus. They can 3. (to take) a bus at the nearest bus stop. In big cities people usually 4. (to go) by underground or by trolley-bus. I 5. (to live) in a small city. There 6. (to be) no trolley-buses there. I never 7. (to see) this kind of transport. People in the morning 8. (not/to smile) because it 9. (to be) early and they 10. (to want) to sleep. They 11. (not/to look) at each other. They 12. (to think) about their working day.

1.	4.	7.	10.
2.	5.	8.	11.
3.	6.	9.	12.

№ 23

Last week my father and I 1. (to go) shopping. We 2. (to want) to choose a computer for me. I 3. (to need) a computer to do my project work. It can 4. (to be) very useful nowadays. I never 5. (to have) a computer. Shop assistant 6. (to show) us some modern computers. All of them 7. (to be) black and white. But I 8. (to want) a pink one. We can 9. (to buy) a pink computer only next week. On Wednesday we 10. (to come) to the shopping centre again.

1.	4.	7.	10.
2.	5.	8.	
3.	6.	9.	

№ 24

I 1. (to be) very busy yesterday. I 2. (to have) a lot of work about the house and I 3. (to have) to do my homework. Most of all I 4. (to want) to watch TV with my father or to play computer games. In the evening I 5. (to decide) to read an interesting book.

Tomorrow I 6. (to be) busy, too. I 7. (to visit) my friends. They 8. (to live) in a nice hotel. They 9. (to come) from France a week ago.

Tomorrow I 10. (to buy) some presents for them and my mother 11. (to cook) a tasty pie. They never 12. (to eat) Russian pie.

1.	4.	7.	10.
2.	5.	8.	11.
3.	6.	9.	12.



РАЗДЕЛ 5. АУДИРОВАНИЕ

Задания

№ 1

Задание базового уровня.

Прослушай диалог. Посмотри на картинки № 1 и № 2. Ответь на вопрос: кем работает мама Линды?



Задание повышенного уровня.


Прослушай диалог. Выбери правильный вариант ответа. *Where is Linda's mother now?*

- a) In the central park
- b) At the office
- c) At home

№ 2

Задание базового уровня.

Прослушай диалог. Посмотри на картинки № 1 и № 2. Ответь на вопрос: где был Марк вчера?



Задание повышенного уровня.

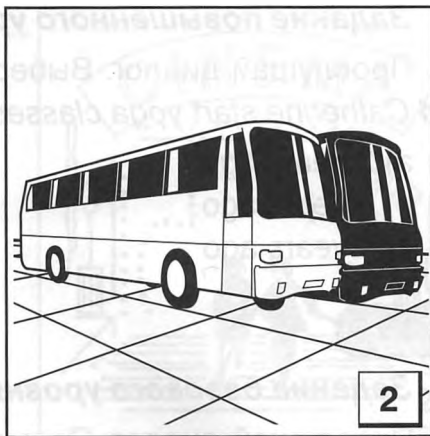

Прослушай диалог. Выбери правильный вариант ответа. *Where does Bob's Granny live?*

- a) In a modern flat
- b) In a country house
- c) In London

№ 3

Задание базового уровня.

Прослушай диалог. Посмотри на картинки № 1 и № 2. Ответь на вопрос: как друзья доберутся до аэропорта?




Задание повышенного уровня.

Прослушай диалог. Выбери правильный вариант ответа. *Where will friends meet?*

- a) At the stadium
- b) At the airport
- c) At the station

№ 4**Задание базового уровня.**

Прослушай диалог. Посмотри на картинки № 1 и № 2. Ответь на вопрос: какой вид спорта предпочитает отец Дэна?

**Задание повышенного уровня.**

Прослушай диалог. Выбери правильный вариант ответа. *When did Catherine start yoga classes?*

- a) 2 years ago
- b) 3 years ago
- c) 4 years ago

№ 5**Задание базового уровня.**

Прослушай диалог. Посмотри на картинки № 1 и № 2. Ответь на вопрос: что хочет купить девушка в магазине?



Задание повышенного уровня.


Прослушай диалог. Выбери правильный вариант ответа. *What kind of blouse would the lady like to buy?*

- a) White blouse
- b) Blue blouse
- c) Black blouse

№ 6

Задание базового уровня.

Прослушай диалог. Посмотри на картинки № 1 и № 2. Ответь на вопрос: куда звонит Сэм?




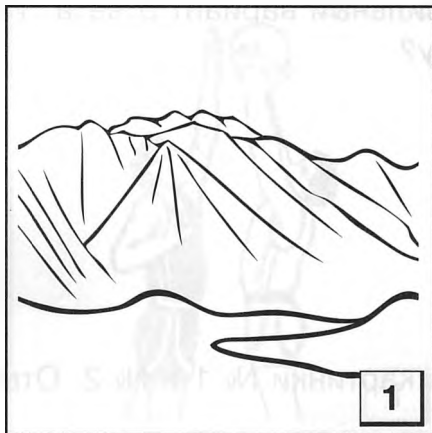
Задание повышенного уровня.

Прослушай диалог. Выбери правильный вариант ответа.
Why does Sam want to organize a dinner party?

- a) It's his birthday
- b) He wants to relax and have fun
- c) His friends are coming from London

№ 7**Задание базового уровня.**

Прослушай диалог. Посмотри на картинки № 1 и № 2. Ответь на вопрос: куда Марио предлагает поехать в выходные дни?


**Задание повышенного уровня.**

Прослушай диалог. Выбери правильный вариант ответа. *What can Stuart teach the boys?*

- a) To swim in the sea
- b) To play in the snow and build snowman
- c) To put a tent in the mountains

№ 8**Задание базового уровня.**

Прослушай диалог. Посмотри на картинки № 1 и № 2. Ответь на вопрос: что любит делать Джордж?



Задание повышенного уровня.

Прослушай диалог. Выбери правильный вариант ответа.
How many rooms are there in Jorge's flat?

- a) 2 rooms
- b) 3 rooms
- c) 4 rooms

№ 9

Задание базового уровня.

Прослушай диалог. Посмотри на картинки № 1 и № 2. Ответь на вопрос: как родители Кевина предлагают отпраздновать его день рождения?



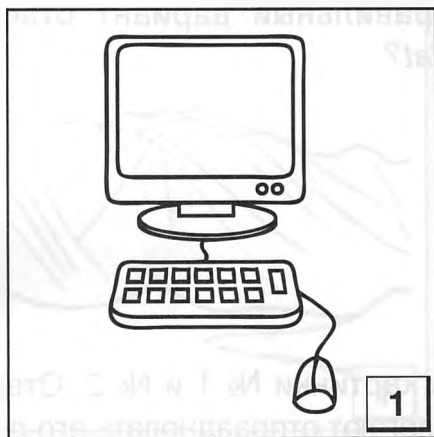
Задание повышенного уровня.

Прослушай диалог. Выбери правильный вариант ответа. *What will the family and guests do after the barbeque party?*

- a) take pictures of friends
- b) listen to music and dance
- c) have a cup of tea

№ 10)**Задание базового уровня.**

Прослушай диалог. Посмотри на картинки № 1 и № 2. Ответь на вопрос: что Джулия предлагает подарить на день рождения Мег?

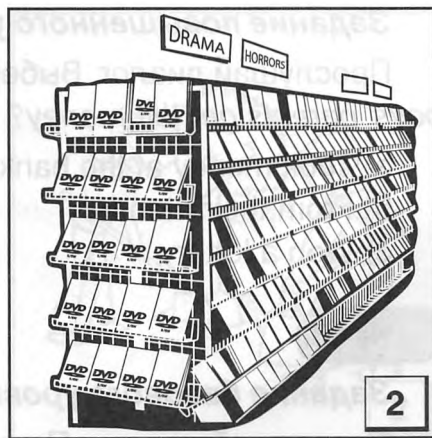

**Задание повышенного уровня.**

Прослушай диалог. Выбери правильный вариант ответа. *Who will give children money to buy a present?*

- a) Parents
- b) neighbours
- c) friends

№ 11)**Задание базового уровня.**

Прослушай диалог. Посмотри на картинки № 1 и № 2. Ответь на вопрос: что дети хотят купить в магазине?



Задание повышенного уровня.


Прослушай диалог. Выбери правильный вариант ответа.
What video did the children choose?

- a) Comedy
- b) film about animals
- c) cartoon

№ 12

Задание базового уровня.

Прослушай диалог. Посмотри на картинки № 1 и № 2. Ответь на вопрос: куда бы Сэм хотел поехать путешествовать?




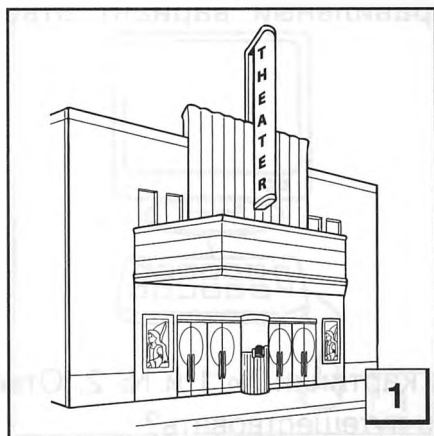
Задание повышенного уровня.

Прослушай диалог. Выбери правильный вариант ответа. *How did boys' parents get the money?*

- a) Took money at the bank
- b) From their friends
- c) Won a lottery

№ 13**Задание базового уровня.**

Прослушай диалог. Посмотри на картинки № 1 и № 2. Ответь на вопрос: куда хочет попасть молодой человек?

**Задание повышенного уровня.**

Прослушай диалог. Выбери правильный вариант ответа. *What did the man decide?*

- a) To go by taxi
- b) To go by bus
- c) To go by underground

№ 14**Задание базового уровня.**

Прослушай диалог. Посмотри на картинки № 1 и № 2. Ответь на вопрос: что предлагает Дженни делать Стивену у бабушки?



Задание повышенного уровня.

— Прослушай диалог. Выбери правильный вариант ответа. *Why will Steven be busy next weekend?*

- a) He will do his homework
- b) He will go to Moscow
- c) He will help about the house

№ 15

Задание базового уровня.

Прослушай диалог. Посмотри на картинки № 1 и № 2. Ответь на вопрос: что Анжела и Салли будут делать после похода по магазинам?




Задание повышенного уровня.

Прослушай диалог. Выбери правильный вариант ответа.
Why Sally is reading a newspaper?

- a) She likes to read
- b) Newspaper is interesting
- c) She wants to choose a flat

№ 16**Задание базового уровня.**

Прослушай диалог. Посмотри на картинки № 1 и № 2. Ответь на вопрос: когда работает лагерь?

**Задание повышенного уровня.**

Прослушай диалог. Выбери правильный вариант ответа.
What information would the boy like to get?

- a) about football club
- b) about summer camp
- c) about schedule of trains

№ 17**Задание базового уровня.**

Прослушай диалог. Посмотри на картинки № 1 и № 2. Ответь на вопрос: куда Синди ходила вчера?



Задание повышенного уровня.


Прослушай диалог. Выбери правильный вариант ответа. *What did people do during the film?*

- a) Talked to each other
- b) Ate popcorn
- c) Talked on mobile phones

№ 18

Задание базового уровня.

Прослушай диалог. Посмотри на картинки № 1 и № 2. Ответь на вопрос: куда Лиз приглашает Стюарта?





Задание повышенного уровня.

Прослушай диалог. Выбери правильный вариант ответа. *Why is Stuart afraid to skate?*

- a) He can't skate alone
- b) He can fall and hurt himself
- c) He hasn't got skaters

№ 19**Задание базового уровня.**

Прослушай диалог. Посмотри на картинки № 1 и № 2. Ответь на вопрос: где сейчас находится Роберт?



**Задание повышенного уровня.**

Прослушай диалог. Выбери правильный вариант ответа. *What does Robert do when the weather is bad?*

- a) He plays computer games
- b) He goes shopping
- c) He plays tennis indoors

№ 20**Задание базового уровня.**

Прослушай диалог. Посмотри на картинки № 1 и № 2. Ответь на вопрос: где находится троллейбусная остановка?



Задание повышенного уровня.

Прослушай диалог. Выбери правильный вариант ответа. *Which one can you recommend?*

- a) Metropolis
- b) Intourist
- c) Star

ПРИЛОЖЕНИЕ 1

ТЕКСТЫ ДЛЯ РАЗДЕЛА 5.

«Аудирование»

№ 1

- Hi, Linda! How are you?
- Hi, Jane! Nice to meet you! I'm fine, thanks. And you?
- I'm fine. I'm going to help my mother with her work. She is at her office now. I promised to bring her some papers.
- Is your mother a businessman?
- No, my father is a businessman and my mother is an engineer. Her office is in the city centre. What about your parents?
- My parents are doctors. My parents are in Spain on their holiday now.
- I hope, they're having a wonderful time there! Give my kind regards to your parents!
- Thank you, see you soon! Bye!
- Bye!

№ 2

- Hello!
- Hi, Mark! It's Bob. How are you?
- Hi, Bob! I haven't seen you for ages! Where did you go yesterday?
- I visited my granny in the village. I helped her about the house.
- Oh, your Granny lives in a big flat, doesn't she?
- No, she doesn't. She lived in a flat in a modern house two years ago, but last summer she moved to the country house.
- Is the nature beautiful there?

➤ Oh, yes! There is a deep river and a wood near the forest. Shall we go to my Granny's together next weekend?

➤ With great pleasure, let's go!

№ 3

➤ Hi, Betsy! Do you know that tomorrow our friends will come from London?

➤ Oh, yes, I do. Shall we meet them in the airport?

➤ I think so. But I don't know how we can get to the airport.

➤ We can go by bus. It will take us half an hour to get to the airport by bus.

➤ What about faster way? Can we go there by underground?

➤ Yes, if we go by underground, It will take us 15 minutes.

➤ So, what shall we choose? I think, It's a better way to go to the airport by underground.

➤ I agree with you. Let's meet at the station at 3 o'clock.

➤ Ok, see you soon.

№ 4

➤ Hi, Dan! Have you already decided what sport club to join?

➤ Hi, Catherine! No, I haven't decided yet, but my father suggested that I should join football club. Football is very active and it can be a lot of fun. What do you think about it?

➤ I agree with your father. But as for me, I like yoga classes most of all. Yoga helps me to relax after a long school day. It's also improves my balance.

➤ When did you start yoga classes, Catherine?

➤ I started yoga classes 4 years ago. Our trainer is very good and clever. He also tells us a lot about healthy eating.

➤ That's interesting. When can I start yoga classes?

➤ We have our classes on Wednesdays and Fridays.

- O. k. I'll come next Friday. See you soon, Katherine!
- Bye, Dan!

№ 5

- Good morning, Madam.
- Good morning, miss. Can I help you?
- Yes, please. I would like to buy a nice blouse.
- Follow me I'll take you to them. What kind of blouse would you like? We have got white, blue and black blouses.
- I would like a blue one.
- What's your size?
- My size is "M".
- Here you are. You may try it on in our fitting room.
- Thank you. How much is it?
- Only 500 rubles.
- Great! I'll take it. Thank you for your help.
- Have a nice day! Good bye.

№ 6

- Hello, Mario's restaurant...
- Good morning, Sir. My name is Sam. I'm calling to ask you a few questions about your restaurant.
- Ok. How can I help you?
- Tomorrow my friends will come from London and I want to organize a dinner party for them. I would like to know what dishes you can offer.
- We have got a great variety of dishes: snacks, soups, salads and desserts. We can also offer you a tea ceremony after dinner.
- My friends prefer a vegetable soup, fish with chips and fried potatoes.
- O. k. Chef Cook will make the dinner for you.

- Sounds great! Can we dance in the restaurant? My friends like to dance and to sing.
- At ten o'clock karaoke party begins. There you can dance and sing your favourite songs.
- It suits me. When shall we come?
- At seven o'clock everything will be ready for you.
- It's very kind of you. Thank you, good bye.

№ 7

- Mario, what about going to the mountains with me?
- I'm afraid, I can't Ben.
- Why?
- It's usually so snowy in the mountains and I don't like cold weather. May be, it will be better for us to go to the seaside?
- The sea is very cold in autumn, too. We can't bathe and swim. But in the mountains we can ski, skate on the skating rink and have a lot of fun.
- You are right, Ben. But, if there is a snowstorm, we will have to spend all the time indoors.
- If we are indoors, we can have a cup of hot chocolate and warm up by the fireplace. My cousin Stuart can go with us. He can teach us how to put a tent in the mountains and how to cook on the open air.
- Sounds interesting, Ben. May be, the weather will be good. Then we can play in the snow, build snowman and have snowball fights.
- O.K. Let's meet tomorrow at 9 o'clock.
- O.K! See you tomorrow.

№ 8

- Hello, Jorge! Nice to meet you!
- Hi, Sam! Will you come to my party tomorrow?

- With great pleasure. How is your new flat? Is it modern and comfortable?
- My new flat is great! It's big and bright. There are three rooms, a kitchen, a bathroom and a toilet there.
- Are there gas, electricity and water in your flat?
- Yes, of course. I also have the Internet. I like to play computer games on-line.
- I like to play computer games, too. What have you got in your kitchen?
- In the kitchen I have got a fridge, a wash basin, a coffee machine and a blender. I can make coffee in the coffee machine. It's tasty and hot.
- I'll come and try your coffee at the party! It will be nice, I'm sure!
- O.K. See you tomorrow!
- Bye.

№ 9

- Mum, Dad! Next Friday is my birthday. I would like to invite my friends to my place.
- O.K., Kevin. What about a barbeque party? We will be outdoors the whole day.
- I like barbeque parties, but if it rains we'll have to enter home. We will also have to cook a lot.
- Cooking is not problem for us. Your mother is a very good cook, isn't she?
- Yes, of course! My mother is the best cook! Mum, what if I ask my friends to come in special costumes? It will be funny and original. We can also take funny pictures of our friends in costumes.
- That's a good idea, Kevin, but sometimes costumes cost a lot of money.
- You are right, mum. After barbeque party we can listen to music and dance to our favourite songs.

- Sure! And in this case we won't need to find chairs for everyone.
- Mum, Dad! It will be a wonderful barbeque! Thanks' a lot for your help!

№ 10

- Hi, Julia! It's our cousin's birthday on Saturday. We shall choose a present for her. Have you got any ideas?
- What about a new bike? Meg likes to ride a bike in the park.
- You are right, but we don't know what kind of bike our cousin wants.
- Meg likes red and white bikes.
- O. K. If Meg has got a new bike, she can visit us more often. We can also go cycling together on weekends.
- Who will give us money to buy a present?
- Let's go to our parents. They will take us to the shopping centre and help us choose the bike. They will give us some money, too.
- Let's go!

№ 11

- Hello, boys and girls! Is there anything I can help you with?
- Hello! We want to buy a video. Could you help us to choose the one?
- Of course! What videos do you like to watch?
- We like comedies, films about animals and cartoons.
- There are no new cartoons today. But we have a new film about the Jungle and a new cartoon about beautiful princess.
- What is the price?
- The price of the cartoon is 150 rubles. The new film about the Jungle costs 200 rubles.
- We have only 150 rubles. We will take the cartoon.
- It's a good choice. Here you are. Have a good time.
- Thank you for your help. Good bye!

№ 12

- Hi, Mike! Do you know the news? Our parents won the lottery money two hours ago. They want to go around the world and take us with them.
- Are you sure, Sam? Sounds wonderful! Where would you like to go?
- I would like to go to Europe. We can meet so many interesting people there.
- I agree with you. But I would like to go to China. The Chinese history is very interesting. We can also see many beautiful buildings there.
- But if we go to China, what shall we eat there? Are there European restaurants in China?
- Of course, there are many European restaurants there.
- What about holidays and celebrations? The New Year Day in London or in Paris is so beautiful holiday!
- We can enjoy Chinese traditional holidays in China. May be we will see national dancing and singing. Let's go to our parents and ask them where we will go.
- O. K. Let's go.

№ 13

- Excuse me, Sir! Could you tell me how to get to the central museum, please?
- Sure. It's quite a long way, but you can take a bus or go by underground.
- Oh, great! How long will it take to get there?
- Which one would you like to go by?
- Which way is the quickest?
- I think it's underground. It takes 20 minutes.
- I see. Where is the station?

- It's about 5 minutes from the shopping centre.
- O. K., thanks.
- Oh, wait! The bus stop is much nearer. It will take you 30 minutes to get to the museum.
- Then, I'd better go by bus. Thank you for your help, bye.

№ 14

- Steven, what about visiting my granny in the country next weekend?
- Sorry, Jenny, I can't. I've got so much work about the house to do.
- I see. But you are tired and you need to have some rest.
- You are right. What can we do at your Granny's?
- We can enjoy nature. It's so beautiful in the country. The sun shines and birds sing nice songs.
- I agree with you, but it can be very unpleasant if the weather is cold and wet.
- I'm sure, the weather will be fine. We can take a picnic and go for walks in the woods.
- There are wild animals in the woods, aren't they? I'm afraid of wild animals very much.
- Don't worry. The wood in the country is calm and peaceful.
- O. K. Let's go then. See you next weekend.
- See you!

№ 15

- Hi, Angela! I'm reading a newspaper now. I want to choose a new flat. Would you like to live in a city?
- Hi, Sally! It's great that soon you will have a new flat. But I don't like to live in a city.
- Why?
- It's always too noisy and dirty there.

- You are right. But there are lots of things to do and to see there. We can do it together.
- O.K. Where would you like to go?
- First of all, I would like to go to the cinema and then to the shopping centre.
- Don't you think that everything is very expensive in the shopping centres?
- Yes, but sometimes they have sales. After shopping we can have a meal in a café.
- Sounds nice! I think I'll come and help you to choose a good flat.
- Oh, thank you! See you soon!
- Bye!

№ 16

- Hello! Can I help you?
- Hi! I would like to get information about summer camp.
- O.K. What exactly would you like to know?
- When does the camp start and end?
- The camp starts on the 1st of June and ends on the 1st of August.
- How much does the camp cost?
- It costs 1000 rubles.
- I see. Where is the camp situated?
- The camp is situated not far from the village.
- Thank you. When can I come? May I come to the camp tomorrow?
- Sure. We will be waiting for you. Bye!
- Bye!

№ 17

- Sindy, did you go to a new cinema yesterday?
- Yes, I did.
- Did you like the film?

- No, the sounds were too noisy there.
- But what about the seats? Were they comfortable and clean?
- Yes, they were. The cinema is very modern and beautiful inside.
- How many people were there?
- There were lots of people there. Some of them were talking on mobile phones during the film. I didn't like that. I think it's very rude.
- I agree with you. Were the tickets expensive?
- To say the truth, I don't know. My father invited me and bought the tickets.
- I'm going to watch an interesting film tonight.
- I hope, you'll have a nice time in the cinema!

№ 18

- Stuart, what about going to a skating rink with me?
- Thank you for invitation, Liz, but I can't.
- Why?
- To say the truth, I can't skate very well. I'm afraid: I can fall over and hurt myself.
- Of course, you can't start skating alone. I can teach you to skate. Skating is a very good exercise.
- But I don't have skates.
- I can give you my old skates and lately you can go to the shopping centre and buy skates there. You can also buy protective clothing.
- It will be great if you teach me. Let's go to the skating rink now!
- O. K. Let's go!

№ 19

- Hi, Mike! Is it your brother on the tennis court?
- Hi, Steve! Yes, it's my brother Robert. He likes to play tennis in his free time.

- He plays very well. Can you play tennis, Mike?
- No, I can't. I haven't got tennis racket and balls.
- Why don't you ask you brother Robert to teach you? He can also give you his rackets for the first time.
- Of course, he can, but he is usually very busy at his work.
- What is he?
- He is a businessman.
- What does he do when the weather is bad?
- If the weather is rainy, he plays indoors.
- I see. Oh, it starts raining! Let's go!

№ 20

- Good morning, Madam. Could you help me, please?
- Yes, of course, I can.
- I need to get information about the most popular hotels in Moscow. Tomorrow my friends from London will come and I need to find a good hotel for them.
- I see. The most popular hotels are Metropolis, Intourist and Star.
- Which one can you recommend?
- I think, the Star hotel is the best choice. It's modern, comfortable and very beautiful.
- What is the price per night?
- 30 \$.
- O.K. and how can I find it?
- Take trolley bus № 3. The stop is near the bank on Coral Street.
- Thank you for your help. It's very kind of you. Good bye.
- Have a nice day. Good bye.

КЛЮЧИ

Раздел 1. ЧТЕНИЕ

БЛОК 1

Базовый уровень

Картинки

	1	2	3	4	5
Задания					
1	C	—	A	D	B
2	B	—	D	A	C
3	A	—	B	D	C
4	D	C	A	—	B
5	C	—	A	B	D
6	D	A	B	—	C
7	—	D	A	C	B
8	C	A	—	B	D
9	—	B	D	A	C
10	D	C	—	B	A
11	D	C	A	B	—
12	C	D	B	—	A
13	C	A	—	B	D
14	C	B	—	A	D
15	D	—	C	B	A
16	B	A	D	C	—
17	D	B	C	—	A

18	B	D	C	A	—
19	A	—	D	C	B
20	C	D	B	—	A
21	B	A	—	D	C
22	C	—	A	D	B
23	D	C	B	A	—
24	A	C	D	B	—

БЛОК 2

Базовый уровень

Текст №	Задание 1					Задание 2				
	1	2	3	4	5	1	2	3	4	5
1	A	C	C	C	C	C	B	C	C	C
2	B	B	C	B	C	B	B	A	C	C
3	B	C	C	C	C	C	C	B	C	B
4	C	A	B	B	B	C	C	C	C	C
5	A	C	C	C	B	C	C	B	B	C
6	A	C	C	C	B	B	C	C	A	C
7	B	C	B	A	B	C	B	C	B	C
8	B	B	C	B	A	B	C	C	B	C

Повышенный уровень

Текст №	Задание 1				Задание 2				Задание 3					
	1	2	3	4	1	2	3	4	1	2	3	4	5	6
1	B	B	B	C	C	A	B	C	T	F	F	F	F	F
2	A	C	C	C	B	C	B	C	F	F	F	F	T	F

3	B	C	C	C	B	B	C	B	T	F	T	F	F	F
4	C	A	B	B	B	C	A	A	T	T	F	F	F	T
5	B	C	C	B	A	C	C	B	T	T	F	T	F	T
6	B	C	C	B	C	B	B	C	F	F	T	T	T	F
7	B	A	C	C	B	A	C	B	T	T	T	F	T	F

Текст №	Задание 4									
	1	2	3	4	5	6	7	8	9	10
1	e	d	f	c	g	h	i	j	a	b
2	b	g	e	i	c	h	a	d	f	j
3	e	j	a	h	i	c	g	b	f	d
4	j	h	a	e	c	i	b	g	d	f
5	f	j	b	h	i	a	c	d	e	g
6	c	g	j	f	a	e	i	h	d	b
7	d	b	j	f	h	e	i	g	c	a

Текст № 1	Задание 5		Задание 6		Задание 7
	1	2	1	2	
	1	All day	1	Ugly step-sisters	F
	2	At the prince's palace	2	Prince's palace	F
	3	Fairy Godmother	3	Before midnight	T
	4	Before midnight	4	Beautiful dress	F
	5	Two	5	Young ladies	F
	6	The prince	6	The clock strikes	
	7	At 12 o'clock	7	Little slipper	
	8	A beautiful little slipper	8	To run away	

Текст № 2	Задание 5		Задание 6		Задание 7
	1	2	1	2	
	1	Near the edge of the sea	1	Old man	T
	2	Only fish	2	To set free	T
	3	The Golden Fish	3	The Golden Fish	F

	4	A loaf of bread	4	A loaf of bread	F
	5	Trough	5	To return home	T
	6	A new house	6	A new house	
	7	The Queen of the sea	7	To go away	
	8	She became very angry	8	To ask for	

Текст № 3	Задание 5		Задание 6		Задание 7
	1	Cream of wheat	1	To make friends	F
	2	On a flat plate	2	Dinner party	F
	3	Cold soup	3	Cream of wheat	F
	4	Into a jug	4	the next day	F
	5	On a wooden table	5	A narrow neck	T
	6	With his beak	6	To pour into	
	7	Home	7	To be annoyed	
	8	Friendship	8	To go home	

Текст № 4	Задание 5		Задание 6		Задание 7
	1	Fairy Spring	1	Beautiful daughter	T
	2	Father Frost	2	Blue like the sky	F
	3	In the thick woods	3	To become enchanted with	F
	4	Blue	4	Thick woods	F
	5	Sun God's ray	5	To melt away	F
	6	A beautiful sound	6	Leave a safe place	
	7	Into the field	7	The open field	
	8	The flute	8	A ray of sunshine	

Текст № 5	Задание 5		Задание 6		Задание 7
	1	An old man	1	To come out of the wood	F
	2	A bear	2	To go to the forest	F

	3	To the city	3	To taste the roots	T
	4	In the same field	4	Green tops	T
	5	Chew	5	Big size	T
	6	He was waiting	6	To reach the field	
	7	Home	7	To sell the harvest	
	8	Nothing	8	Following year	

Текст № 6	Задание 5		Задание 6		Задание 7
	1	Regent's Park	1	Westminster Abbey	T
	2	Westminster Abbey St. Paul's Cathedral	2	The Houses of Parliament	F
	3	In the National Gallery	3	The Tower of London	T
	4	In the centre of London	4	Buckingham Palace	F
	5	Buckingham Palace	5	Big Ben	F
	6	A museum of arms	6	London Bridge	
	7	By the Tower Bridge	7	St. Paul's Cathedral	
	8	Its beautiful parks	8	Trafalgar Square	

Текст № 7	Задание 5		Задание 6		Задание 7
	1	Tourists	1	Fine buildings	T
	2	More than 5000	2	To take area	T
	3	1000 square km	3	Green parks	T
	4	Population of the city	4	To visit the capital	F
	5	Thousands of people	5	Russian State	F
	6	Red Square and Kremlin	6	Wide bridges	
	7	A dear city	7	Red Square	
	8	The USSR	8	Dear to the heart	

Раздел 3. ЛЕКСИКА

Задание №					
Вопрос №	1	2	3	4	5
1	Huge	Appeared	Began	Night	Huge
2	Runs	Flew	Stones	Hours	Centre
3	About	Know	Cool	Turns	Melted
4	Weighs	Ago	Raining	Look	Poles
5	Earth	Made	Millions	Parts	Show
6	Seas	Such	Oceans	Place	—

Задание №					
Вопрос №	6	7	8	9	10
1	Ball	Use	Lie	Break	Plants
2	Call	Steam	Soft	Weather	Seed
3	Hot	Comes	Different	Holes	Grows
4	Temperature	Houses	Water	Freezes	Thick
5	Metals	Electricity	Comfortable	Walls	Living
6	Hard	Computers	Bathe	Pieces	Get
7	—	—	—	—	Animals
8	—	—	—	—	Dig

Задание №					
Вопрос №	11	12	13	14	15
1	Throw	Mountains	Shells	Years	Younger
2	Rivers	Takes	One	Into	Highest
3	Become	Heavy	a lot of	Found	Born
4	Sharpen	Result	Some	Put	Sharp
5	Takes	Fall	Die	See	Tops

6	Sand	Small	Later	Eggs	Mountains
7	—	—	—	Walked	—
8	—	—	—	Tell	—

Задание №					
Вопрос №	16	17	18	19	20
1	Sand	Air	Upper	Quickest	Dry
2	Look	Shines	So	Reach	Deserts
3	Yellow	Which	Ice	Hot	Some
4	Golden	Rises	Snowflakes	Fast	Rains
5	Find	Colder	Warm	V a c u u m cleaner	Map
6	Dig	Clouds	Drops	Buildings	Famous
7	Shine	Brings	Ground	Cars	—
8	Covered	Countries	Snow	Drop	—

Задание №					
Вопрос №	21	22	23	24	25
1	Beautiful	Enough	Wild	Types	Wet
2	Well	Plants	Feed	Climate	Green
3	Trees	Tropical	Middle	Around	Touch
4	Both	Round	Love	Planet	Almost
5	Different	Dangerous	Allows	Save	Known
6	Drink	Those	Together	Needles	Live
7	—	Far	Lions	—	Among
8	—	Summer	Grass	—	Colorful

Задание №					
Вопрос №	26	27	28	29	30
1	Change	Bright	Changing	Deep	Alive
2	Usually	Happens	Seaside	Them	Build

3	Wide	Seaweeds	Waves	Along	Jelly
4	Flow	Lakes	Wash	Shallow	Stony
5	Calmer	Away	Rocks	Far	Salt
6	Place	Waterfalls	Columns	Bottom	Way
7	—	Height	—	Cross	Protect
8	—	Powerful	—	Volcanoes	Islands

Задание №					
Вопрос №	31	32	33	34	35
1	Forms	Tiny	Without	Important	Future
2	Could	Small	Food	Clothes	End
3	Because	See	Sunshine	Materials	Metal
4	Oxygen	Crawfish	Mineral	Use	Need
5	Another	Smaller	Clouds	Cans	New
6	Life	Plants	Spring	Immediately	Carefully
7	—	Sunlight	Nests	—	Special
8	—	People's	Bats	—	Products

Задание №					
Вопрос №	36	37	38	39	40
1	Save	Star	Middle	Cosmonauts	Comfortable
2	National	Closer	Sun	Journey	Oven
3	Study	Spots	Stay	Happens	Shade
4	Protect	Impossible	Forces	Name	North
5	About	Depth	Make	Ancient	Dangerous
6	Breathing	Energy	Space	Millions	Ships
7	Keep	Gets	On	—	Great
8	Switch	Brightly	Orbit	—	Objects
9	Gather	Make	—	—	Freely
10	Simple	Dark	—	—	Weight

Задание №					
Вопрос №	41	42	43	44	45
1	Station	First	Forty	Rare	Birth
2	Real	Stepped	Legs	Massive	Babies
3	Kitchen	Went	Teeth	Killed	Develop
4	Meals	Visited	Creep	Swim	Kids
5	Bedroom	Brought	Soon	Hour	Themselves
6	Sleeping	Back	Grow	Modern	Feel
7	In	—	Hedgehogs	Length	Danger
8	Tools	—	Visible	Bodies	Front
9	—	—	—	Grandparents	—
10	—	—	—	Favourite	—

Задание №					
Вопрос №	46	47	48	49	50
1	Dolphins	Cats	Elephants	Tortoises	Southern
2	Breathe	Play	Male	Only	Penguins
3	People	Going	Tons	Children	Antarctic
4	Help	Whale	Brothers	Get	Little
5	Stay	Chew	Period	Run	White
6	For	Swallow	Lasts	Lays	Hide
7	Fresh	—	Months	Puts	Back
8	Whales	—	Fight	Green	Colour
9	Talk	—	Lose	—	Bones
10	Sounds	—	Time	—	Dive

Раздел 4. ГРАММАТИКА

Базовый уровень

Вопрос №	Задание №				
	1	2	3	4	5
1	Are tidying	Are watching	Has	Is	Is showing
2	Is	Is	Remember	Is greeting	Is
3	See	Is	Look / are looking	Is	Is
4	Don't know	Is	Is it	Come	Is
5	Is	Wants	Does it live	Play	Thinks
6	Puts	Is	Knows	Play	Find
7	Found	Loves	Is	Swim	Wants
8	Put	Doesn't want	Remember	Is	Are not
9	Saw	Comes	Is	Is playing	See
10	Gave	Is	Lives	Is playing	Go
11	—	Smiles	Eats	Is winning	Are having
12	—	Switches	Is	Is	Is
13	—	—	gets	—	—

Вопрос №	Задание №				
	6	7	8	9	10
1	Are	Picked	Is	Are	Are looking
2	Are watching	Lost	Was	See	Do
3	Is	Was	Is	Has	Is not
4	Do	Took	Likes	Is reading	Is
5	See	Was	Wants	Is saying	Is walking
6	Is	Was	Is	Is	Hears

7	Are	See	Saw	Is	Appeared
8	Haven't	Was	Stole	Is happening	Came
9	Have	Had	Thought	Is changing	Went
10	took	Was	Came	Is	Jumped
11	Is	Was	Opened	—	Swam
12	Is reading	Was	Saw	—	Is
13	—	—	was	—	Are following
14	—	—	Went	—	Be
15	—	—	Returned	—	—
16	—	—	apologized	—	—

Задание №					
Вопрос №	11	12	13	14	15
1	Is	Has	Get	Is	Is
2	Came	Is going	Am going	Have	Are
3	Stopped	Take	Am packing	Are not	Choose
4	Tell	Go	Am going	Is	Serve
5	Wanted	Fly	Will stay	Have	Have
6	Were	Visit	Need/will need	Have	Take
7	Saved	Wants	Am going	Find	Eat
8	Is	Have	Need/will need	—	Means
9	Are you going	Find	Will go	—	Is
10	Have	Will be	Is	—	Have
11	Go	Will you make	Buy	—	Are
12	See	Do you need	—	—	—
13	—	Will be	—	—	—
14	—	—	—	—	—
15	—	—	—	—	—
16	—	—	—	—	—

Задание №					
Вопрос №	16	17	18	19	20
1	Have	Eat	Is	Are	Made
2	Have	Need	Make	Are	Are
3	Is	Eat	Boil	Is	Is
4	Like	Are	Eat	Is	Lived
5	Get	Race	Was	Is	Made
6	Buy	Have	Remember	Find	Died
7	Bring	Catch	Read	—	Became
8	Is	—	—	—	Remembered
9	—	—	—	—	Put

Повышенный уровень

Задание №					
Вопрос №	1	2	3	4	5
1	Gets	Is	Is	Brought	Get
2	Is	Works	Went	Was	Start
3	Goes	Begins	Am doing	Gave	Prefer
4	Is	Gets	Is	Is	Put
5	Does	Switches	Like	Will you call	Boils
6	Likes	Does	Study	Was	Are
7	Goes	Takes	Looked	Is	Is boiling
8	Speak	Took	Were	Likes	Turn
9	Takes	Left	Like	Sleeps	Go
10	Took	Took	See	Sit	Is getting
11	Was	Is	Is standing	Is still raining	Drives
12	Was	Am	Is smoking	Is walking	Has
13	—	Am	Are talking	Will come	Is

14	—	Go	Are they talking	Cook	Am coming
15	—	—	Are speaking	—	Take
16	—	—	Brought	—	Go

Задание №					
Вопрос №	6	7	8	9	10
1	Want	Went	Came	Sell	Is
2	Isn't raining	Studies	Is looking	Is	Leaves
3	Is	Is	Is staying	Doesn't use	See
4	Is	Speaks	Is	Wanted	Finish
5	See	Asks	Works	Told	Go
6	Are talking	Is	Wants	Remember	Am getting
7	Flows	Is getting	Doesn't know	Is	Want
8	Stop	Don't put	Was	Is	To help
9	Am	Use	Studied	Remember	Grow
10	Spoke	Need	Was	Is	Is not
11	Flows	Watch	Speak	Believes	Is
12	Was	Help	Has	Tells	Planted
13	Decided	—	Will go	Says	Are
14	think	—	Misses	Help	Is
15	—	—	—	Read	Become
16	—	—	—	—	Is
17	—	—	—	—	To go

Задание №					
Вопрос №	11	12	13	14	15
1	Think	Is	Have	Has	Have never been
2	Find	Will go	Is	Is	Decided
3	Are	Will perform	Came	Is	Will fly

4	See	Is	Is	Is	Travel
5	Went	Travelled	Works	Works	Want
6	Visited	Took	Are finishing	Meets	Will ask
7	Saw	Won	Work	Went	Have never been
8	Told	Sais	Listen	Worked	Told
9	Bought	Am	Plays	Made	See
10	Is	Will dance	Become	Brought	Spend
11	Will ask	Will give	Don't like	Showed	Buy
12	Will be	(will) tell	Goes	Promised	Bring
13	Will have	—	Meets	—	Have
14	—	—	Is	—	—
15	—	—	wants	—	—

	Задание №				
Вопрос №	16	17	18	19	20
1	Like	Went	Is	Has just returned	Went
2	Cost	Lives	Has	Is	Visited
3	Are	Like	Writes	Are	Found
4	Travel	Walked	Likes	Begin	Was
5	Buy	Saw	Are	Likes	Were
6	Read	Was	Has never been	Have never cooked	Were
7	Give	Had	Travels	Found	Hung
8	Are	Was	Brings	Went	Stood
9	Show	Have never seen	Was	Bought	See
10	Has	Are	Bought	Will be	Chose
11	Is reading	Are	Will give	Will be	Is

12	Is choosing	took	Will be	Will like	Don't like
13	—	Returned	Will have	—	Have
14	—	Showed	Will come	—	—
15	—	Were	—	—	—

		Задание №			
Вопрос №	21	22	23	24	
1	Like	Go	Went	Was	
2	Buy	Take	Wanted	Had	
3	Eat	Take	Need	Had	
4	Not eat	Go	Be	Wanted	
5	Spoil	Live	Have never had	Decided	
6	Have never tried	Are	Showed	will be	
7	Was	Have never seen	Were	Will visit	
8	Brought	Do not smile	want/wanted	Live	
9	Was	Is	Buy	Came	
10	Drink	Want	Will come	Will buy	
11	Tastes	Do not look	—	Will cook	
12	Advise	Think	—	Have never eaten	

Раздел 5. АУДИРОВАНИЕ
.....

Аудирование №	Ответы к заданию базового уровня	Ответы к заданию повышенного уровня
1	Картинка 2	В
2	Картинка 2	В
3	Картинка 1	С
4	Картинка 2	С
5	Картинка 2	В
6	Картинка 1	С
7	Картинка 2	С
8	Картинка 2	В
9	Картинка 2	В
10	Картинка 2	А
11	Картинка 2	С
12	Картинка 2	С
13	Картинка 2	В
14	Картинка 1	С
15	Картинка 1	С
16	Картинка 2	В
17	Картинка 1	С
18	Картинка 2	В
19	Картинка 1	С
20	Картинка 1	С

ЛИТЕРАТУРА

1. Аксёнова М. Д. Энциклопедия для детей. – М.: Аванта+, 2008.
2. Воронин С. А. Необыкновенная ромашка. Рассказы и сказки. – Ленинград: Детская литература, 1988.
3. Все русские народные сказки. <http://hyaenidae.narod.ru/>
4. Гуркова И. В. Большой энциклопедический словарь для детей. – М.: Олмамедиагрупп, 2012.
5. Клэр Оливер. 500 удивительных фактов. Наука. – М.: ООО «РОСМЭН-ПРЕСС», 2004.
6. Кораблёва Л. С. Prepositions and Expressions. Topics: пособие по грамматике и практике устной речи. – Мн.: ИКО «Галаксиас», 1997.
7. Кубарьков Г. Л., Тимощук В.А. 1000. Сборник новых тем современного английского языка. – М.: ЗАО «БАО-ПРЕСС», ООО «ИД «РИПОЛ КЛАССИК», 2005.
8. Кустова Т. Н. Энциклопедический словарь школьника. – М.: Эксмо, 2012.
9. Литвинов П. П. Прилагательные. Повышаем речевую готовность на английском. – М: ВАКО, 2005.
10. Народные и волшебные сказки. <http://www.hobbitaniya.ru/rusnarod/rusnarod.php>
11. Родригес-Вида Алехо. Тело человека. Нескучная анатомия. – М.: Лабиринт, 2012.
12. Сказки Ганса Христиана Андерсена. <http://www.hobbitaniya.ru/andersen/andersen.php>
13. Томахин Г.Д. Кто есть кто в Британии. Лингвострановедческий справочник. – М.: Просвещение, 2000.
14. Эзоп. Басни. – М.: Олмамедиагрупп, 2013.
15. Эзоп. Басни. <http://modernlib.ru/books/ezop/basni/>
16. Jenny Dooley. Virginia Evans. Nadezhda Bulankina. Larisa Ivanova. Practice Exam Papers. Primary School 4. – М.: Express Publishing, «Просвещение», 2011.
17. Longman Dictionary of Contemporary English. New Edition. Peason Education Limited, 2003.
18. Mick Gammidge. Grammar Works. Student's Book 1,2. Cambridge University Press, 1998.
19. Parnwell E.C. The New Oxford Picture Dictionary. Oxford University Press, 1988.